

















## JOCKEY WHEEL AND SUPPORTS

|   | Code | Product name              | Description  |
|---|------|---------------------------|--|
|    | 2796 | Auto retract jockey wheel | Load bearing capacity 400kg, o=60mm, wheel 200x60mm  |
|    | 9234 | Caravan Corner Steady Leg | Left side, load bearing capacity 500kg   |
|    | 9233 | Caravan Corner Steady Leg | Right side, load bearing capacity 500kg  |
|    | 8736 | Corner support            | One corner support with stand, hexagon pattern and clamp, load bearing capacity 1300kg, length 535mm |
|   | 8110 | Crank Handle              | Hexagon pattern, length 660mm  |
|  | 8109 | Drop stand mounting plate | Compatible product: 8108.  |
|  | 904  | Inflatable jockey wheel   | Load bearing capacity 150kg, inflatable, o=48mm fits clamps 10872 and 1329.                          |
|  | 519  | Jockey wheel clamp        | D=48mm, with a quick release.  |
|  | 1685 | Jockey wheel clamp        | D=60mm   |
|  | 1329 | Jockey wheel clamp        | o=48mm   |






## JOCKEY WHEEL AND SUPPORTS

|   | Code     | Product name                  | Description   |
|---|----------|-------------------------------|---|
|    | 1002     | Jockey wheel clamp            | o=60mm  |
|    | 8939-KPL | Jockey wheel clamp carrier    | Suitable for welded frame trailers without brakes<br>80x40mm drawbar.   |
|    | 3117     | Jockey wheel clamp handle     | Suitable for o=60 clamp   |
|    | 3116     | Jockey wheel clamp handle     | Suitable for o=48 clamp   |
|   | 10872    | Jockey wheel holder           | 48mm diameter, 6 mounting holes, cast iron base plate   |
|  | 8231     | Jockey wheel with brake       | Support wheel with brake function. Applying the brake keeps the trailer stationary on sloping ground and with the wind. |
|  | 22944    | Jockey wheel with full rubber | Load bearing capacity 250kg, o=60mm, wheel 225x70mm.  |
|  | 518      | Jockey wheel with full rubber | Load bearing capacity 150kg, o=48mm, wheel 200x50mm   |
|  | 1001     | Jockey wheel with full rubber | Load bearing capacity 400kg, o=60mm, wheel 225x70mm.  |
|  | 915      | Lifting screw                 | Allows trailer to tilt smoothly.  |

## JOCKEY WHEEL AND SUPPORTS

|   | Code    | Product name                 | Description  |
|---|---------|------------------------------|--|
|    | 908     | Prop stand                   | D=48mm, length 700mm   |
|    | 906     | Prop stand                   | D=48mm, length 600mm   |
|    | 16550   | Prop stand kit               | Kit includes one corner support with clamp, pipe 48x700mm, load bearing capacity 300 kg. (Add two sets to the trailer as an accessory, suitable PLH trailers). |
|    | 10487   | Prop stand kit               | Kit includes one corner support with clamp, pipe 48x600mm, load bearing capacity 300 kg. (Add two sets to the trailer as an accessory, suitable PLH trailers). |
|   | 6301    | Prop stand kit               | Kit includes one corner support with clamp, pipe 48x700mm, load bearing capacity 300 kg. (Add two sets to the trailer as an accessory).                        |
|  | 6300    | Prop stand kit               | Kit includes one corner support with clamp, pipe 48x600mm, load bearing capacity 300 kg. (Add two sets to the trailer as an accessory).                        |
|  | 3498-ZN | Prop stand pin               | Dimensions 20x90mm, suitable for product nr: 4800  |
|  | 4800    | Prop stand set               | Kit includes one stand, mounting praelet and accessories, stand dimensions 660x50x50mm.  |
|  | 2876    | Prop stand telescopic        | D=48mm, length 600mm, foot 120mm, adjustment up to 200mm.  |
|  | 3385    | Spare wheel for jockey wheel | Size 200x60mm, D=20mm  |

**JOCKEY WHEEL AND SUPPORTS**

|  | Code     | Product name                 | Description  |
|--|----------|------------------------------|--|
|   | 3384     | Spare wheel for jockey wheel | Size 200x50mm, D=20mm                                      |
|   | 3120     | Spare wheel for jockey wheel | Size 225x70mm, D=20mm                                      |
|   | 12552-ZN | Support wheel carrier        | Suitable for overrun brakes KF10, KF13, KF17 and KF20.     |
|   | 12332-ZN | Support wheel carrier        | Suitable for overrun brakes KF27 and KF35                  |
|  | 8108     | Swivel prop stand            | Load bearing capacity 1300kg, without crank handle, 535mm. |

| LIGHTS  |       |                              |   |
|---|-------|------------------------------|---|
|   | Code  | Product name                 | Description   |
|    | 20737 | Additional brake light       | Brake light, adapter and connection cable are included.         |
|    | 20482 | Additional brake light LED   | Self-adhesive, 3.8m cable 12V included.                         |
|    | 92    | Bulb oblong 12V 5W           | 10x36/11x38 mm, Front, side and license plate light bulb.       |
|    | 905   | Bulb with one thread 12V 10W | BA 15s  |
|   | 591   | bulb with one thread 12V 21W | BAY15d R382, Indicator light, fog light and reverse light bulb. |
|  | 4053  | Bulb with one thread 12V 21W | R581 yellow, indicator light bulb.                              |
|  | 588   | Bulb with one thread 12V 5W  | BA 15s, license plate light bulb.                               |
|  | 587   | Bulb with two threads        | Marker light and brake light bulb.                              |
|  | 10557 | Ceiling light                | LED lamp 2 x 36W  |
|  | 10556 | Ceiling light                | LED lamp 2 x 18W  |

| LIGHTS  |       |                                  |   |
|---|-------|----------------------------------|---|
|   | Code  | Product name                     | Description   |
|    | 13346 | Flood light                      | Motion Activated Outdoor LED Flood Light, 4000K.  |
|    | 20961 | Front LED marker lamp            | 12V   |
|    | 10246 | Front LED marker lamp            | 32x130mm, 12V, with PRS connection.   |
|    | 8968  | Front LED marker lamp            | With PRS connection and rubber bracket  |
|   | 85    | Front marker lamp glass          | Replacement glass for PLR130  |
|  | 4873  | Front marker lamp PLR130 LEFT    | With rubber bracket   |
|  | 73    | Front marker lamp PLR130 RIGHT   | With rubber bracket   |
|  | 74    | Front marker light PLR130        | 12V, surface mounting   |
|  | 12668 | LED End Outline Marker Lamp      | 12V-24V, PRS connector with 300mm cable, robust EPDM rubber support prevents collision and physical damage. |
|  | 8079  | LED End Outline Marker Lamp 6555 | 12V/24V, with cable   |

| LIGHTS  |       |                                     |  |
|---|-------|-------------------------------------|--|
|   | Code  | Product name                        | Description  |
|    | 8091  | LED Linear Interior Lamp            | 12V, cutting edge SMD LED, Superior wider brightness output. |
|    | 8093  | LED Work Lamp                       | 9W, 12-36V   |
|    | 8092  | LED Work Lamp                       | 20W, 12-36V  |
|    | 8094  | Licence plate holder with LED lamps | 12V, with PRS connection, dimensions 520x113mm               |
|   | 65    | Licence plate lamp K97              | (Manufacturer: Jokon)  |
|  | 8085  | Licence plate lamp LED              | 12V/24V, 900mm cable with PRS connection, side mounted       |
|  | 11114 | Licence plate lamp LED              | PRS connection, 12/24V                                       |
|  | 10247 | Marker lamp LED red                 | 29 x 84.3 mm   |
|  | 10248 | Marker lamp LED white               | 29 x 84.3 mm   |
|  | 59    | Rear lamp 595 LEFT                  | 5pin, with license plate light.                              |

| LIGHTS  |      |                                     |   |
|---|------|-------------------------------------|---|
|   | Code | Product name                        | Description   |
|    | 582  | Rear lamp 595 replacement glass     | Fits for 595 RIGHT, product code: 60                                    |
|    | 7186 | Rear lamp 595 replacement glass     | Fits for 595 RIGHT, product code: 5066                                  |
|    | 581  | Rear lamp 595 replacement glass     | Fits for 595 LEFT, product code: 59                                     |
|    | 60   | Rear lamp 595 RIGHT                 | 5pin, without reversing light, with license plate light.                |
|   | 5066 | Rear lamp 595 RIGHT                 | 5pin, with reversing light and license plate light.                     |
|  | 5092 | Rear lamp 610 LEFT                  | 6pin, with reversing light, with license plate light on the side.       |
|  | 5090 | Rear lamp 610 LEFT                  | 6pin, with reversing light, without license plate light and side light. |
|  | 5626 | Rear lamp 612/616 replacement glass | Left/right fitment, oval shape (Manufacturer: Jokon)                    |
|  | 5146 | Rear lamp 614 LEFT                  | 6pin, with reversing light and side light, without license plate light. |
|  | 5095 | Rear lamp 614 RIGHT                 | 6pin, with reversing light and sidelight, without plate light.          |

| LIGHTS  |      |                                    |   |
|---|------|------------------------------------|---|
|   | Code | Product name                       | Description   |
|    | 573  | Rear lamp 830 LEFT                 | 5pin  |
|    | 578  | Rear lamp 830 replacement glass    | Fits for 830 RIGHT  |
|    | 577  | Rear lamp 830 replacement glass    | Fits for 830 LEFT, product code: 573                                    |
|    | 5067 | Rear lamp 830 RIGHT                | 5pin, with reversing light.   |
|   | 82   | Rear lamp Aspöck replacement glass | Compatible with products: 5104, 57 and 5105.                            |
|  | 8090 | Rear lamp LED 6017P-LEFT           | 5pin (tail, stop, left indicator, fog, reflector triangle) 12/24V       |
|  | 8089 | Rear lamp LED 6017P-RIGHT          | 5pin (tail, stop, right indicator, reverse, reflector triangle) 12/24V  |
|  | 9348 | Rear lamp LED 6060P5-LEFT          | 5pin (tail, stop, left indicator, fog, reflector triangle) 12V          |
|  | 9349 | Rear lamp LED 6060P5-RIGHT         | 5pin (tail, stop, right indicator, reverse, reflector triangle) 12V     |
|  | 9350 | Rear lamp LED 6060P6-LEFT          | 6pin (tail, stop, left indicator, reverse, fog, reflector triangle) 12V |

| LIGHTS  |       |                            |  |
|---|-------|----------------------------|--|
|   | Code  | Product name               | Description  |
|    | 16718 | Rear lamp LED 6060P6-LEFT  | 6pin, with smart resistor (tail, stop, left indicator, reverse, fog, reflector triangle) 12V   |
|    | 9351  | Rear lamp LED 6060P6-RIGHT | 6pin (tail, stop, right indicator, reverse, fog, reflector triangle) 12V   |
|    | 16717 | Rear lamp LED 6060P6-RIGHT | 6pin, with smart resistor (tail, stop, right indicator, reverse, fog, reflector triangle) 12V  |
|    | 21460 | Rear lamp LED FT-370-LEFT  | 6pin (tail, stop, left indicator, reverse, fog, reflector triangle) 12-24V. Only suitable for Respo Inline trailers manufactured from 2023.                      |
|   | 21111 | Rear lamp LED FT-370-LEFT  | 6pin (tail, stop, left indicator, reverse, fog, reflector triangle, license plate light) 12-24V. Only suitable for Respo Inline trailers manufactured from 2023. |
|  | 21112 | Rear lamp LED FT-370-RIGHT | 6pin (tail, stop, right indicator, reverse, fog, reflector triangle) 12-24V. Only suitable for Respo Inline trailers manufactured from 2023.                     |
|  | 24978 | Rear lamp LED LEFT         | 6pin (tail, stop, left indicator, fog, reverse, reflector triangle) 12V.   |
|  | 24501 | Rear lamp LED LEFT         | 5pin (tail, stop, left indicator, fog, reflector triangle, license plate light) 12V  |
|  | 21705 | Rear lamp LED LEFT         | 5pin (tail, stop, left indicator, fog, reflector triangle) 12V. Compatible with Firstom cable.   |
|  | 24979 | Rear lamp LED RIGHT        | 6pin (tail, stop, left indicator, reverse, reflector triangle) 12V.  |

| LIGHTS  |       |                             |   |
|---|-------|-----------------------------|---|
|   | Code  | Product name                | Description   |
|    | 24502 | Rear lamp LED RIGHT         | 5pin (tail, stop, turn signal, reverse, reflector triangle, license plate light on side) 12V        |
|    | 21706 | Rear lamp LED RIGHT         | 5pin (tail, stop, right indicator, reverse, reflector triangle) 12V. Compatible with Firstom cable. |
|    | 20483 | Rear lamp left              | 5pin (tail, stop, left indicator, fog, reflector triangle) 12V                                      |
|    | 2956  | Rear lamp LEFT              | 5pin  |
|   | 22231 | Rear lamp LEFT              | 5pin (tail, stop, left indicator, fog, reflector triangle, license plate light) 12V                 |
|  | 57    | Rear lamp LEFT              | 5pin, without reversing light.  |
|  | 5105  | Rear lamp LEFT              | 5pin, with license plate light, without reversing light.  |
|  | 20947 | Rear lamp replacement glass | RIGHT, for product code: 20484 and 20485  |
|  | 20946 | Rear lamp replacement glass | LEFT, for product code: 20483   |
|  | 22811 | Rear lamp replacement glass | RIGHT, for product code: 22232  |

| LIGHTS  |       |                             |  |
|---|-------|-----------------------------|--|
|   | Code  | Product name                | Description  |
|    | 22810 | Rear lamp replacement glass | LEFT, for product code: 22231  |
|    | 20485 | Rear lamp right             | 5pin (tail, stop, right indicator, reverse, reflector triangle) 12V                      |
|    | 20484 | Rear lamp right             | 5pin (tail, stop, right indicator, reflector triangle) 12V                               |
|    | 5526  | Rear lamp RIGHT             | 5pin, with reversing light.  |
|   | 2957  | Rear lamp RIGHT             | 5pin   |
|  | 22232 | Rear lamp RIGHT             | 5pin (tail, stop, turn signal, reverse, reflector triangle, license plate light on side) |
|  | 5104  | Rear lamp RIGHT             | 5pin, with reversing light.  |
|  | 3067  | Reflector red               | Self-adhesive  |
|  | 91    | Reflector white             | Self-adhesive  |
|  | 3323  | Reflector white             | With bracket   |

| LIGHTS   |       |                             |   |
|--|-------|-----------------------------|---|
|  | Code  | Product name                | Description   |
|   | 90    | Reflector yellow            | Self-adhesive   |
|   | 76    | Side marker lamp SMLR130-WP | With rubber bracket.  |
|   | 86    | Side marker lamp glass      | Replacement glass for SMLR130                                     |
|   | 11112 | Side marker lamp LED        | 12V-24V, with PRS connection, orange                              |
|  | 11708 | Sidelight carrier           | Suitable for products: 11112 and 10246.<br>Dimensions 130x33.5mm. |

## BOAT TRAILER PARTS

|   | Code     | Product name           | Description  |
|---|----------|------------------------|--|
|    | 5159     | Gas spring             | Gas spring 250 N 344mm, gas spring for Easyfold light carrier, does not include M8 nuts. |
|    | 10250    | Holder                 | Suitable for attaching a carpeted jetski holder (code 12471).                            |
|    | 22344    | Jetski holder          | 2100mm   |
|    | 9246     | Keel roll plastic      | L=185, hole 22mm   |
|   | 861      | Keel roll plastic      | L=286, hole 22mm   |
|  | 10983    | Keel roll polyurethane | L=287mm, hole 27-29mm  |
|  | 8186     | Keel roll polyurethane | L=293mm, hole 27mm   |
|  | 20539    | Keel roller            | L=120  |
|  | 10635    | Keel roller            | L=185mm, hole 22mm, plastic inside and polyurethane outside                              |
|  | 21509-ZN | Keel roller axle       | D=20mm, L=240mm.   |

## BOAT TRAILER PARTS

|   | Code     | Product name              | Description                                  |
|---|----------|---------------------------|--|
|    | 399-RV   | Keel roller axle          | Stainless, D=20mm, L=250mm.                  |
|    | 10688-ZN | Keel roller holder        | Leg height 120mm, L=198mm. For pipe 60x60mm. |
|    | 10687-ZN | Keel roller holder        | Leg height 210mm, L=198mm. For pipe 60x60mm. |
|    | 10647    | Nose support polyurethane | B=75mm, hole 13mm                            |
|   | 3332     | Rubber wheel v1           | Dimensions: 100x35mm, D12.                   |
|  | 3333     | Rubber wheel v2           | Dimensions:125x37.5mm, D12.                  |
|  | 842      | Side roller               | 145x80mm, hole 22mm, rubber                  |
|  | 854      | Side roller               | 260x80mm, plastic inner, rubber exterior     |
|  | 4203     | Side roller               | 195x75mm, hole 20mm, rubber                  |
|  | 10990    | Walkway                   | Dimensions: 180x2180mm                       |

## COUPLING, OVERRUN BRAKES AND ACCESSORIES

|   | Code | Product name                                  | Description  |
|---|------|---|--|
|    | 3085 | Bellows for overrun coupling<br>KF13/17/20/27 | (Manufacturer: Knott)  |
|    | 4320 | Bellows for overrun coupling KGF 35           | (Manufacturer: Knott)  |
|    | 784  | Coupling AKFQ14B                              | For trailers up to 1400kg, fits on a 60mm wide square profile. |
|    | 783  | Coupling AKFV7.5V                             | For trailers up to 750kg, fits a V-shaped drawbar.             |
|   | 9022 | Coupling ball                                 | D=50mm   |
|  | 1007 | Coupling ball                                 | D=50mm   |
|  | 1006 | Coupling ball                                 | D=50mm   |
|  | 797  | Coupling for overrun brake KF13,<br>KK14-B    | For trailers up to 1400kg, o=45mm.                             |
|  | 798  | Coupling for overrun brake KF17/20            | For trailers up to 2000kg o=45mm.                              |
|  | 800  | Coupling for overrun brake KF27               | For trailers up to 2700kg, o=50mm.                             |





## COUPLING, OVERRUN BRAKES AND ACCESSORIES

|   | Code | Product name                            | Description   |
|---|------|---|---|
|    | 801  | Coupling K35 for overrun brake KFG35D   | For trailers up to 3500kg, s= 150kg, o=60mm.                  |
|    | 781  | Coupling K7.5K                          | For trailers up to 750kg, fits on a 50mm square profile.      |
|    | 782  | Coupling K7.5I                          | For trailers up to 750kg, fits on a 60mm wide square profile. |
|    | 2882 | Coupling WW8-Y                          | For trailers up to 800kg, fits a V-shaped drawbar.            |
|   | 788  | Coupling ZSK750H                        | For trailers up to 750kg, fits on a 50mm wide square profile. |
|  | 4834 | Gas damper for KF13                     | For model KF13 and KRV13                                      |
|  | 2741 | Guide bearing for coupling KF13.17.20   | 45.00   |
|  | 4323 | Guide bearing for overrun coupling KF27 | 50.00   |
|  | 4835 | Overrun absorber for KF17 and KF20      | For model KRV17, KF17 and KF20                                |
|  | 4316 | Overrun absorber for KF27               | (Manufacturer: Knott)   |

**COUPLING, OVERRUN BRAKES AND ACCESSORIES**

|   | Code  | Product name                | Description                                 |
|---|-------|-----------------------------|---|
|    | 4317  | Overrun absorber for KFG 35 | (Manufacturer: Knott)                       |
|    | 1381  | Overrun device KF 10C       | 1000kg, fits a V-shaped drawbar.            |
|    | 766   | Overrun device KF 13C       | 1350kg, fits a V-shaped drawbar.            |
|    | 767   | Overrun device KF 17C       | 1700kg, fits a V-shaped drawbar.            |
|   | 768   | Overrun device KF 20A       | 2000kg, fits a V-shaped drawbar.            |
|  | 769   | Overrun device KF 27A       | 2700kg, fits a V-shaped drawbar.            |
|  | 771   | Overrun device KFG 35D      | 3500kg, s=150kg, fits a V-shaped drawbar.   |
|  | 2891  | Overrun device KRV 13E      | 1400kg, fits on a 60mm wide square profile. |
|  | 11326 | Overrun device KVR 17C-GF   | 1700kg, fits on a 70mm wide square profile. |
|  | 515   | Plug holder                 | With metal housing                          |

**COUPLING, OVERRUN BRAKES AND ACCESSORIES**

|   | Code | Product name                       | Description  |
|---|------|------------------------------------|--|
|  | 2318 | Plug holder                        | With plastic housing   |
|  | 815  | Safety wire                        | For trailers without brakes                                    |
|  | 2896 | Safety wire                        | For trailers with brakes. Red PVC coated, with carabiner clip. |
|  | 3084 | Shock absorber for handbrake lever | (Manufacturer: Knott)  |

**WHEELS, UNDERCARRIAGE**

|   | Code  | Product name           | Description                                   |
|---|-------|------------------------|---|
|    | 11438 | ATV trailer wheel      | DEESTONE D928, 22x11-8, TR4127.00Ax8, 4PR     |
|    | 11227 | ATV trailer wheel      | DEESTONE D929, 22x11.00, 280/65-8             |
|    | 2575  | Brake Stub 450kg LEFT  | PCD 4x100mm.                                  |
|    | 115   | Brake Stub 450kg RIGHT | PCD 4x100mm.                                  |
|   | 2577  | Brake Stub 750kg LEFT  | PCD 5x112mm.                                  |
|  | 2576  | Brake Stub 750kg LEFT  | PCD 4x100mm.                                  |
|  | 117   | Brake Stub 750kg RIGHT | PCD 5x112mm.                                  |
|  | 116   | Brake Stub 750kg RIGHT | PCD 4x100mm.                                  |
|  | 8096  | Breakthrough buffer    | For leaf spring D=40mm H=40mm, bolt M8 x 15mm |
|  | 3386  | Cap for hub            | 64mm, steel                                   |

## WHEELS, UNDERCARRIAGE

|   | Code  | Product name        | Description   |
|---|-------|---------------------|---|
|    | 3054  | Cap for hub         | 52mm, steel   |
|    | 3053  | Cap for hub         | 47mm, steel   |
|    | 3995  | Chock               | Black plastic, fits Chock holder 3996                                   |
|    | 3996  | Chock holder        | Black plastic, fits Chock 3995  |
|   | 3322  | Compact bearing     | 64x34x37mm  |
|  | 3095  | Compact bearing NTN | 72x39x37mm, 900kg   |
|  | 222   | Cone bearing 30204  | Cone  |
|  | 223   | Cone bearing 30206  | When replacing the bearing, it is also recommended to replace the seal. |
|  | 4400  | Flange nut          | For brakeless and braked hubs   |
|  | 10473 | Hub 375kg           | PCD 4x100mm, for leaf spring axle.                                      |

**WHEELS, UNDERCARRIAGE**

|   | Code  | Product name                 | Description  |
|---|-------|------------------------------|--|
|    | 755   | Leaf spring 2-leaf parabolic | Load capacity 900kg  |
|    | 750   | Leaf spring 3-leaf           | Load capacity 400kg  |
|    | 107   | Leaf spring 4-leaf           | Load capacity 500kg  |
|    | 6674  | Light alloy wheel 13"        | 4x100mm, ET30, 5,0Jx13H2   |
|   | 14502 | Lock ring                    | 72x2,5mm   |
|  | 4401  | Lock ring                    | 64x2mm   |
|  | 17494 | Parabolic single leaf spring | Load capacity 500kg  |
|  | 6803  | Rim 13"                      | 4x100, ET30, 4.0x13  |
|  | 1076  | Rim 14"                      | 5x112, ET30, 5.5x14  |
|  | 20460 | Seal for hub                 | 40x55x7mm, without brake for hub SPP (17391, 16887, 12113), suitable for bearing Art. No. 3322 |

**WHEELS, UNDERCARRIAGE**

|   | Code   | Product name                        | Description  |
|---|--------|-------------------------------------|--|
|    | 849    | Seal for hub                        | 52x72x10, (for Art. No. 3095)  |
|    | 2875   | Seal for hub                        | 42x56x7mm, (for Art. No. 3322)   |
|    | 224    | Seal for hub                        | 38x62x7mm, (for Art. No. 222, 223)   |
|    | 2875-1 | Seal for hub blue                   | 45,6x56x7mm. KNOTT compact seal for 160-200 mm brake drum.                                 |
|   | 112    | Shock absorber for leaf spring axle | Travel 250-390mm, hole 12mm  |
|  | 7780   | Spare wheel bracket                 | Fasten to the drawbar. Position of the spare wheel: horizontal. For 40-60mm pipe, h=120mm. |
|  | 7777   | Spare wheel bracket                 | Fasten to the drawbar. Position of the spare wheel: horizontal. For 40-60mm pipe, h=80mm.  |
|  | 7775   | Spare wheel bracket                 | Fasten to the drawbar. Position of the spare wheel: horizontal. For 40-60mm pipe, h=60mm.  |
|  | 7779   | Spare wheel bracket                 | Fasten to the drawbar. Position of the spare wheel: horizontal. For 40-60mm pipe, h=100mm. |
|  | 866    | Spare wheel bracket (no wheel)      | Fasten to the drawbar. Cannot be installed with a shock absorber or tilt screw.            |

**WHEELS, UNDERCARRIAGE**

|   | Code    | Product name     | Description                       |
|---|---------|------------------|-----------------------------------|
|    | 17391   | Stub shaft       | PCD 4x100mm.                      |
|    | 119     | Stub shaft 375kg | PCD 4x100mm, 150mm.               |
|    | 125     | Stub shaft 675kg | PCD 4x100mm.                      |
|    | 11059-1 | Stub shaft 675kg | PCD 4x100mm, for leaf spring axle |
|   | 2893    | Stub shaft 900kg | PCD 5x112mm.                      |
|  | 3377    | Tire 155R13      | M+S, 500kg, 84N                   |
|  | 2832    | Tire 155R13      | M+S, 600kg, 90/88N                |
|  | 3362    | Tire 185/70R13C  | M+S, 950kg 106-104N               |
|  | 2969    | Tire 185R14C     | M+S, 900kg, 104/102N              |
|  | 13725   | U-bolt M12       | For 50x30 pipe, HDG               |

## WHEELS, UNDERCARRIAGE

|   | Code  | Product name  | Description  |
|---|-------|---------------|--|
|    | 25132 | Wheel 155R12C | 12" alloy wheel with 3PMSF studded tire, 5x112mm, 104/102N |
|    | 25116 | Wheel 155R12C | 12" alloy wheel with M+S tire, 5x112mm, 104/102N           |
|    | 24177 | Wheel 155R12C | 12" wheel with M+S tire, 5x112mm, 102/104N                 |
|    | 14803 | Wheel 155R13  | 13" alloy wheel with M+S tire, 4x100mm, ET 30              |
|   | 520   | Wheel 155R13  | 13" wheel with M+S tire, 4x100mm, 500kg, 84N, Ø580mm       |
|  | 18196 | Wheel 155R13C | 13" wheel with 3PMSF lamellar tire, 5x112, 91/89N.         |
|  | 13914 | Wheel 155R13C | M+S, PCD 5X112mm, 91/89N, light alloy wheel, 600kg.        |
|  | 18861 | Wheel 155R13C | 13" wheel with 3PMSF lamellar tire, 4x100mm, 91/89N.       |
|  | 18164 | Wheel 155R13C | 13" alloy wheel with 3PMSF lamellar tire, 4x100, 91N.      |
|  | 18131 | Wheel 155R13C | 13" alloy wheel with 3PMSF studded tire, 4x100mm, 91N      |





## WHEELS, UNDERCARRIAGE

|   | Code  | Product name     | Description  |
|---|-------|------------------|--|
|    | 14434 | Wheel 155R13C    | 13" wheel with 3PMSF studded tire, 4x100mm, 91N          |
|    | 761   | Wheel 155R13C    | 13" wheel with M+S tire, 5x112, 600kg, 90N               |
|    | 1054  | Wheel 155R13C    | 13" wheel with M+S tire, 4x100mm, 600kg, 90n             |
|    | 12910 | Wheel 185/70R13C | 13" wheel with 3PMSF studded tire, 5x112mm, 950kg.       |
|   | 1059  | Wheel 185/70R13C | 13" wheel with M+S tire, 5x112, 950kg.                   |
|  | 19897 | Wheel 185R13C    | 13" wheel with 3PMSF lamellar tire, 5x112, 950kg.        |
|  | 18160 | Wheel 185R14C    | 14" alloy wheel with 3PMSF lamellar tire, 5x112mm, 900kg |
|  | 10879 | Wheel 185R14C    | 14" alloy wheel with 3PMSF studded tire, 5x112mm, 900kg. |
|  | 1058  | Wheel 185R14C    | 14" wheel with 3PMSF lamellar tire, 5x112mm, 104N        |
|  | 8878  | Wheel 185R14C    | 14" wheel with 3PMSF studded tire, 5x112mm, 102N         |

## WHEELS, UNDERCARRIAGE

|   | Code  | Product name     | Description  |
|---|-------|------------------|--|
|    | 11628 | Wheel 185R14C    | 14" alloy wheel with M+S tire, 5x112mm, 900kg              |
|    | 1061  | Wheel 185R14C    | 14" wheel with M+S tire, 5x112mm, 900kg, 102/104N          |
|    | 1060  | Wheel 185R14C    | 14" wheel with M+S tire, 4x100mm, 900kg, 102/104N          |
|    | 12806 | Wheel 195/50R13C | 13" alloy wheel with M+S tire, 5x112mm, 104N, ET30, 900kg. |
|   | 4757  | Wheel 195/50R13C | 13" wheel with M+S tire, 5x112mm, 900kg, 104/101N          |
|  | 18159 | Wheel 195/50R13C | 13" wheel with 3PMSF lamellar tire, 5x112, 104N.           |
|  | 11801 | Wheel 195/50R13C | 13" wheel with 3PMSF studded tire, 5x112mm, 104N           |
|  | 3035  | Wheel 195/55R10C | 10" wheel with M+S tire, 5x112mm, 98N, 750kg.              |
|  | 3034  | Wheel 195/55R10C | 10" wheel with M+S tire, 4x100mm, 98N, 750kg.              |
|  | 21609 | Wheel 195/55R10C | 10" wheel with 3PMSF lamellar tire, 5x112mm, 98N, 750kg.   |

**WHEELS, UNDERCARRIAGE**




|   | Code  | Product name     | Description   |
|---|-------|------------------|---|
|  | 21610 | Wheel 195/55R10C | 10" wheel with 3PMSF studded tire, 5x112mm, 98N, 750kg. |
|  | 10264 | Wheel bolt       | Flat cone, M12x1,5x30                                   |
|  | 230   | Wheel bolt       | M12x1.5, round cone                                     |
|  | 1016  | Wheel bolt       | M12x1.5x24, flat cone                                   |

| ELECTRICITY   |        |                       |  |
|---|--------|-----------------------|--|
|   | Code   | Product name          | Description  |
|    | 20948  | 13 pin spiral cable   | Trailer 13-pin extension spiral cable 1.5m   |
|    | 96     | Adapter 13pin to 7pin | Converts trailer 13pin plug to 7pin plug   |
|    | 95     | Adapter 7pin to 13pin | Converts trailer 7pin plug to 13pin plug   |
|    | 19917  | Adapter cable         | 230 > 1F, 0.5m IP44  |
|   | 5021   | Cable                 | 2 core, length 3.5m, PRS connection at one end. Protection cap for PRS connector cabel (code 6215) |
|  | 7705-F | Cable kit             | Length 5.9m+4.0m, thin flat cable, 13pin plug, light socket 5pin.                                  |
|  | 9015   | Cable kit             | Length 4.9m (A) + 0m, 13pin plug, light socket 5pin.   |
|  | 20949  | Cable kit             | 13pin plug, 8 wires. Cable length 3.6m.  |
|  | 7705-A | Cable kit             | Length 5.9m+4.0m, thin flat cable, 13pin plug, light socket 5pin.                                  |
|  | 7711   | Cable kit             | Length 7.5m+2.2m, 13pin plug, light socket 5pin.   |

| ELECTRICITY   |       |              |   |
|---|-------|--------------|---|
|   | Code  | Product name | Description                                       |
|    | 7710  | Cable kit    | Length 7.0m+2.2m, 7pin plug, light socket 5pin.   |
|    | 7709  | Cable kit    | Length 7.0m+4.9m, 13pin plug, light socket 5pin.  |
|    | 7708  | Cable kit    | Length 6.5m+2.0m, 7pin plug, light socket 5pin.   |
|    | 7706  | Cable kit    | Length 5.9m+4.0m, 7pin plug, light socket 5pin.   |
|   | 7705  | Cable kit    | Length 5.9m+4.0m, 13pin plug, light socket 5pin.  |
|  | 7703  | Cable kit    | Length 4.9m +0m, 7pin plug, light socket 5pin.    |
|  | 7701  | Cable kit    | Length 4.9m+3.2m, 13pin plug, light socket 5pin.  |
|  | 5017  | Cable kit    | Length 13.0m+4.0m, 13pin plug, light socket 6pin. |
|  | 43    | Cable kit    | Length 3.5m+0m, 13pin plug, light socket 5pin.    |
|  | 10772 | Cable kit    | Length 8.3m+6.7m, 13pin plug, light socket 6pin.  |

| ELECTRICITY   |       |                 |   |
|---|-------|-----------------|---|
|   | Code  | Product name    | Description                                       |
|    | 10770 | Cable kit       | Length 7.5m+6.1m, 13pin plug, light socket 6pin.  |
|    | 10769 | Cable kit       | Length 10.0m+7.1m, 13pin plug, light socket 6pin. |
|    | 20950 | Cable kit LEFT  | Light socket 6pin, 6 wires. Cable length 6.5m     |
|    | 20951 | Cable kit RIGHT | Light socket 6pin, 6 wires. Cable length 6.5m     |
|   | 20491 | Connector       | For connecting DC cables.                         |
|  | 20945 | Plastic box     | External dimension 170x100x55mm                   |
|  | 16711 | Plug 13pin      | With plastic housing                              |
|  | 602   | Plug 13pin      | With plastic housing                              |
|  | 21455 | Plug 7pin       | With plastic housing                              |
|  | 13603 | Plug 7pin       | With plastic housing                              |








| ELECTRICITY   |       |                                  |   |
|---|-------|----------------------------------|---|
|   | Code  | Product name                     | Description                                       |
|    | 93    | Plug 7pin                        | With aluminium housing                            |
|    | 592   | Plug 7pin                        | With plastic housing                              |
|    | 8151  | Plug cone seal                   | Installed to make cable entry watertight.         |
|    | 6215  | Protection cap for PRS connector | Fits for 2 core cable PRS connection (code 5021). |
|  | 10446 | Resistor for LED lights          | 12V, 13pin  |
|  | 607   | Socket 13pin                     | With plastic housing                              |
|  | 94    | Socket 7pin                      | With plastic housing                              |
|  | 606   | Socket 7pin                      | With aluminium housing                            |
|  | 2936  | Tail light plug                  | 5pin, color black                                 |
|  | 10521 | Tail light plug left             | 6pin, color yellow                                |

| ELECTRICITY   |       |                       |                    |
|---|-------|-----------------------|--------------------|
|   | Code  | Product name          | Description        |
|  | 5109  | Tail light plug left  | 6pin, color yellow |
|  | 10522 | Tail light plug right | 6pin, green color  |
|  | 5110  | Tail light plug right | 6pin, green color  |

## WINCHES AND ACCESSORIES

|   | Code  | Product name                                     | Description  |
|---|-------|--|--|
|    | 20958 | Box trailer winch kit                            | Includes winch stand and winch 800 kg. Not suitable for trailers with brakes.  |
|    | 24811 | Electric winch BST 3500lbs                       | Line pull 1588kg for boats up to 1500kg and on max 15° slope (for keel roller- and multiroller boat trailers). Synthetic rope. |
|    | 24812 | Electric winch BST 4500lbs                       | Line pull 2045kg for boats up to 2700kg and on max 15° slope (for keel roller- and multiroller boat trailers). Synthetic rope. |
|    | 12140 | Electric winch Warrior Ninja                     | Line pull 1588kg for boats up to 1500kg and on max 15° slope (for keel roller- and multiroller boat trailers). Synthetic rope. |
|   | 13528 | Fastening strap                                  | Used for boats that have wide towing eye, length 0,5m.   |
|  | 25274 | Gear lock  | Fits Goliath 9N1 winch.  |
|  | 16899 | Synthetic winch rope                             | 5mm x 10,7m, 2,9T  |
|  | 822   | Winch 800L7, belt 7.5m                           | For boats (with engine and gear) up to 950kg   |
|  | 6968  | Winch Dutton-Lainson 2500, with belt             | For boats (with engine and gear) up to 1500kg  |
|  | 2424  | Winch Goliath 20AFDS, automatic brake, with belt | For boats (with engine and gear) up to 2500kg  |

**WINCHES AND ACCESSORIES**

|   | Code   | Product name                 | Description                                     |
|---|--------|------------------------------|---|
|    | 2420   | Winch Goliath 9N1, with belt | For boats (with engine and gear) up to 1100kg   |
|    | 8517   | Winch handle                 | Fits for Trailerlaine 800L model                |
|    | 7116   | Winch handle                 | Fits Dutton-Lainson 2500 model                  |
|    | 7624   | Winch handle                 | Fits TS900 model                                |
|   | 7189   | Winch handle                 | Fits Goliath 9N1 model                          |
|  | 4714-1 | Winch kit                    | For boat trailers, contains winch 800kg.        |
|  | 2458-1 | Winch kit                    | For boat and jet trailers, contains winch 800kg |

**HINGES AND LATCHES**

|   | Code  | Product name              | Description                          |
|---|-------|---------------------------|--------------------------------------|
|    | 12373 | Board latch               | 66x155mm                             |
|    | 535   | Board latch               | 85x180mm                             |
|    | 534   | Board latch               | With raised edges, 85x180mm          |
|    | 1141  | Board latch               | With automatic fixing lock 90x218mm  |
|   | 1099  | Board latch               | 66x155mm                             |
|  | 8005  | Board latch left          | For flatbed trailer                  |
|  | 8006  | Board latch right         | For flatbed trailer                  |
|  | 877   | Board latch ZB-09         | Length 271mm, max load 1100kg        |
|  | 23797 | Cover cap for rotary lock | Suitable for code 6372.              |
|  | 8415  | Cover rubber rope         | Diameter: 8mm, color black, 1pc - 1m |

## HINGES AND LATCHES

|   | Code  | Product name          | Description  |
|---|-------|-----------------------|--|
|    | 10795 | Cover support bar     | Adjustable cover support bar for flat cover, adjustable range 1,25-1,86m |
|    | 3421  | D-link for covers     | D-link for covers, installed on the sideboard to secure a PVC cover.     |
|    | 6073  | D-ring                | Without Mounting Bracket   |
|    | 6078  | D-ring mounting plate | Fits for art. nr: 6073   |
|   | 16377 | D-ring mounting plate | Fits for art. nr: 6073   |
|  | 926   | D-Ring Tie Down       | With Mounting Bracket  |
|  | 3255  | Fixing Strap          | Length 380mm   |
|  | 923   | Gaasiamort            | 2000N 750mm.   |
|  | 922   | Gas spring            | 700N 600mm   |
|  | 921   | Gas Spring            | 600N 800mm   |

## HINGES AND LATCHES

|   | Code  | Product name       | Description   |
|---|-------|--------------------|---|
|    | 918   | Gas spring         | 1100N, 800mm  |
|    | 5240  | Gas spring         | 500N 800mm  |
|    | 955   | Hardtop lid spring | Distance of mounting holes is 280mm                 |
|    | 879   | Hinge              | Hole 16mm, lenght 270mm                             |
|  | 7827  | Hinge              | Latch for Aluminum sides, kit includes three parts. |
|  | 12588 | Hinge              | Hole 12mm, lenght 370mm                             |
|  | 12587 | Hinge              | Hole 12mm, lenght 320mm                             |
|  | 12586 | Hinge              | Hole 12mm, length 220mm                             |
|  | 532   | Hinge bar          | With a spring, D=16mm                               |
|  | 12571 | Hinge bar          | With a spring, D=12mm                               |




**HINGES AND LATCHES**

|   | Code  | Product name            | Description                         |
|---|-------|-------------------------|-------------------------------------|
|    | 900   | Hinge carrier           | Hole 16mm                           |
|    | 12573 | Hinge carrier           | Hole 12mm                           |
|    | 876   | Hook for board latch    | 21x145mm                            |
|    | 6265  | Hook for board latch    | 35x60x118mm                         |
|   | 540   | Hook for board latch    | 35x145mm                            |
|  | 954   | Lid spring support tube | Distance of mounting holes is 450mm |
|  | 8406  | Lid spring support tube | Distance of mounting holes is 500mm |
|  | 2980  | Linchpin                | d = 4,5                             |
|  | 6372  | Lock                    | With rotatable handle               |
|  | 20214 | Locking pin             | D=6mm                               |

## HINGES AND LATCHES

|   | Code   | Product name              | Description   |
|---|--------|---------------------------|---|
|    | 927-ZN | Mounting hook             | Hole 8mm and the distance between the centers of the holes is 40mm. |
|    | 864    | Over centre fastener      | Adjustable 160-180mm  |
|    | 863    | Over centre fastener      | Adjustable 125-155mm  |
|    | 862    | Over centre fastener      | Adjustable 66x75mm  |
|   | 868    | Overcentre fastener       | Adjustable 204-242mm  |
|  | 7619   | Overcentre fastener       | SPP ZB-15, Length: 264mm, maximum load 1190kg                       |
|  | 1149   | Plastic cover catch plate | 20x74mm   |
|  | 3510   | Plastic cover latch       | Lenght 70mm   |
|  | 1162   | R-clip                    | L=75  |
|  | 1161   | R-clip                    | L=105   |

**HINGES AND LATCHES**

|   | Code | Product name        | Description  |
|---|------|---------------------|--|
|  | 3257 | Shock Cord Button   | For use with stretch loops and shock cords.                    |
|  | 951  | Spring hook         | Galvanized spring hook for trailer. Lockable in open position. |
|  | 6557 | Surface mount plate | Medium size  |





**FENDERS, MUDFLAPS**

|   | Code  | Product name | Description                      |
|---|-------|--------------|----------------------------------|
|    | 6633  | Fender       | 185x730mm (Manufacturer: Respo)  |
|    | 5762  | Fender       | 220x1500mm (Manufacturer: Respo) |
|    | 5761  | Fender       | 220x750mm (Manufacturer: Respo)  |
|    | 5658  | Fender       | 205x1400mm (Manufacturer: Respo) |
|   | 5657  | Fender       | 205x730mm (Manufacturer: Respo)  |
|  | 8132  | Fender       | 200x385mm, plastic.              |
|  | 8002  | Fender       | 220x395mm, plastic.              |
|  | 11392 | Fender       | 220x790mm, plastic.              |
|  | 7842  | Fender       | 180x680mm, plastic.              |
|  | 7325  | Fender       | 200x770mm, plastic.              |

## FENDERS, MUDFLAPS

|   | Code  | Product name        | Description   |
|---|-------|---------------------|---|
|    | 13938 | Fender step/bracket | Mounting plate 280x200mm, installation: right side front and on the left side rear. |
|    | 13937 | Fender step/bracket | Mounting plate 280x200mm, installation: right side rear and on the left side front. |
|    | 14300 | Fender step/bracket | Mounting plate 242x215mm, installation: right side rear and on the left side front. |
|    | 14299 | Fender step/bracket | Mounting plate 242x215mm, installation: right side front and on the left side rear. |
|   | 12877 | Fender support      | Lenght 320mm  |
|  | 12876 | Fender support      | Lenght 380mm  |
|  | 8492  | Mudflap             | W=200mm, H=225mm  |
|  | 8874  | Mudflap             | W=170mm, H=235mm  |
|  | 5750  | Mudflap "Respo"     | W=200mm, H=225mm  |

| <b>BRAKES</b>   |             |                                    |  |
|---|-------------|------------------------------------|--|
|   | <b>Code</b> | <b>Product name</b>                | <b>Description</b>   |
|    | 8509        | Brake bowl                         | brake bowl for single-axle trailers with brakes  |
|    | 8519        | Brake bowl balancer                | Brake bowl balancer, suitable for two-axle trailers with brakes, mounting nuts included. |
|    | 4928        | Brake Cable Eyelet                 | For brake hub  |
|    | 3055        | Brake cable half shell             | Suitable for Knott hubs.   |
|   | 19859       | Brake drum with bearing            | 160mm, PCD 4x100mm   |
|  | 6355        | Brake drum with bearing            | 200mm, PCD 4x100mm   |
|  | 3033        | Brake drum with bearing            | 250mm, PCD 5x112mm   |
|  | 3010        | Brake drum with bearing            | 200mm, PCD 5x115mm   |
|  | 18404       | Brake hub outer bearing washer kit | For a tandem axle kit  |
|  | 9043        | Brake shoe kit                     | 250x40mm, incl. springs.   |

| BRAKES  |       |   |  |
|---|-------|---|--|
|   | Code  | Product name                            | Description  |
|  | 9041  | Brake shoe kit                          | 200x50mm, Kit includes adjustment mechanism, springs and central nuts. |
|  | 9040  | Brake shoe kit                          | 200x50mm, incl. springs.   |
|  | 9030  | Brake shoe kit                          | 160x35mm, incl. springs.   |
|  | 18605 | Outer bearing washer kit with brake hub | For a single axle  |











| WIRE FOR BRAKE DRUMS  |      |  |              |              |
|---|------|--|--------------|--------------|
|   | Code | Description  | Dimensions A | Dimensions B |
|    | 4170 | H:1130mm, S:1340mm, threaded end<br>(Manufacturer: Knott)  | 1340mm       | 1130mm       |
|    | 8497 | A:1420mm, B:1230mm, quick release<br>(Manufacturer: Knott) | 1420mm       | 1230mm       |
|    | 8496 | A:1320mm, B:1130mm, quick release<br>(Manufacturer: Knott) | 1320mm       | 1130mm       |
|    | 8495 | A:1220mm, B:1030mm, quick release<br>(Manufacturer: Knott) | 1220mm       | 1030mm       |
|   | 8493 | A:920mm, B:730mm, quick release (Manufacturer: Knott)      | 920mm        | 730mm        |
|  | 4346 | A:940mm, B:730mm, threaded end (Manufacturer: Knott)       | 940mm        | 730mm        |
|  | 4052 | H:830mm, S:1040mm, threaded end (Manufacturer: Knott)      | 1040mm       | 830mm        |
|  | 4049 | A:1740mm, B:1530mm, threaded end<br>(Manufacturer: Knott)  | 1740mm       | 1530mm       |
|  | 219  | H:1630mm, S:1840mm, threaded end<br>(Manufacturer: Knott)  | 1840mm       | 1630mm       |
|  | 218  | A:1640mm, B:1430mm, threaded end<br>(Manufacturer: Knott)  | 1640mm       | 1430mm       |

| WIRE FOR BRAKE DRUMS  |       |   |              |              |
|---|-------|---|--------------|--------------|
|   | Code  | Description   | Dimensions A | Dimensions B |
|    | 217   | A:1440mm, B:1230mm, threaded end<br>(Manufacturer: Knott)                 | 1440mm       | 1230mm       |
|    | 216   | A:1240mm, B:1030mm, threaded end<br>(Manufacturer: Knott)                 | 1240mm       | 1030mm       |
|    | 9313  | A:820mm, B:730mm, quick release (Manufacturer: Knott)                     | 820mm        | 730mm        |
|    | 8500  | A:1820mm, B:1630mm, quick release<br>(Manufacturer: Knott)                | 1820mm       | 1630mm       |
|   | 8499  | A:1720mm, B:1530mm, quick release<br>(Manufacturer: Knott)                | 1720mm       | 1530mm       |
|  | 8498  | A:1620mm, B:1430mm, quick release<br>(Manufacturer: Knott)                | 1620mm       | 1430mm       |
|  | 8494  | A:1040mm, B:830mm, quick release (Manufacturer: Knott)                    | 1040mm       | 830mm        |
|  | 13656 | A:1620mm, B:1430mm, quick release, stainless steel (Manufacturer: Knott)  | 1620mm       | 1430mm       |
|  | 13744 | H: 2350mm, S:2540mm, quick release, stainless steel (Manufacturer: Knott) | 2540mm       | 2350mm       |

## HATCHES, SIDEBOARDS AND PLYWOOD

|   | Code     | Product name                                    | Description  |
|---|----------|---|--|
|    | 8010-ZN  | Flatbed trailer corner post                     | Dimensions: 40x80x300mm, right side.   |
|    | 8009-ZN  | Flatbed trailer corner post                     | Dimensions: 40x80x300mm, left side   |
|    | 15895-ZN | Flatbed trailer corner post                     | Dimensions: 30x60x448mm, front left, rear right  |
|    | 8613-ZN  | Flatbed trailer side post                       | Dimensions: 40x80x300mm, between two side profiles.  |
|   | 21697    | Hatch (front or rear)                           | Hatch 1.85x0.42M, includes: Hatch profile, 2 hatch side profiles, 2 hooks for board latches, 3 hinges with 12mm hole, Respo brand sticker. |
|  | 7697     | Hatch (front or rear)                           | Hatch 1.25x0.33m, includes: Hatch profile, 2 hatch side profiles, 2 hooks for board latches, 2 hinges with 12mm hole, Respo brand sticker. |
|  | 18055    | Hatch (front or rear)                           | Hatch 1.50x0.33m, includes: Hatch profile, 2 hatch side profiles, 2 hooks for board latches, 2 hinges with 12mm hole, Respo brand sticker. |
|  | 8000     | Hatch (front or rear)                           | Hatch 1.50x0.42m, includes: Hatch profile, 2 hatch side profiles, 2 hooks for board latches, 2 hinges with 12mm hole, Respo brand sticker. |
|  | 6135     | Hatch profile (suitable for front and tailgate) | 1.50x0.42m   |
|  | 6338     | Pipe cap  | Dimensions: 30x30mm, plastic, black.   |



**HATCHES, SIDEBOARDS AND PLYWOOD**

|   | Code | Product name  | Description                               |
|---|------|---------------|---|
|    | 4410 | Pipe cap      | Dimensions: 80x40mm, plastic, black.      |
|    | 6418 | Plywood sheet | Dimensions: 12x1250x2583mm, color: brown. |
|    | 2973 | Plywood sheet | Dimensions: 12x1220x2045mm, color: brown. |
|    | 9320 | Plywood sheet | Dimensions: 12x1500x3415mm, color: brown  |
|   | 8632 | Plywood sheet | Dimensions: 12x2150x2695mm, color: brown  |
|  | 6971 | Plywood sheet | Dimensions: 12x1500x2368mm, color: brown  |
|  | 6801 | Plywood sheet | Dimensions: 12x1500x3175mm, color: brown  |
|  | 7631 | Plywood sheet | Dimensions: 12x1250x3173mm, color: brown. |
|  | 4988 | Plywood sheet | Dimensions: 12x1220x1850mm, color: brown. |
|  | 1029 | Plywood sheet | Dimensions: 12x1250x3000mm, color: brown. |






## HATCHES, SIDEBOARDS AND PLYWOOD











|   | Code   | Product name           | Description  |
|---|--------|------------------------|--|
|    | 6800   | Plywood sheet          | Dimensions: 12x1500x2925mm, color: brown                                   |
|    | 7402   | Side profile 2.00/0.33 | Right side, dimensions: 2013x338mm, suitable for 2.00m PLH frame trailers. |
|    | 7401   | Side profile 2.00/0.33 | Left side, dimensions: 2013x338mm, suitable for 2.00m PLH frame trailers.  |
|    | 7573   | Side profile 2.65/0.34 | Dimensions: 2656x455mm, suitable for 2.65m welded frame trailers.          |
|   | 6806   | Side profile 3.00/0.33 | Right side, dimensions: 3021x338mm, suitable for 3.00m PLH frame trailers. |
|  | 6805   | Side profile 3.00/0.33 | Left side, dimensions: 3021x338mm, suitable for 3.00m PLH frame trailers.  |
|  | 6481-1 | Side profile 3.00/0.42 | Right side, dimensions: 3000x420mm, suitable for 3.00m PLH frame trailers. |
|  | 6480-1 | Side profile 3.00/0.42 | Left side, dimensions: 3000x420mm, suitable for 3.00m PLH frame trailers.  |
|  | 6452-1 | Side profile 3.00/0.43 | Dimensions: 2998x430mm, suitable for 3.00m welded frame trailers.          |
|  | 6136-1 | Side profile 3.25/0.43 | Dimensions: 3248x430mm, suitable for 3.25m welded frame trailers.          |








**HATCHES, SIDEBOARDS AND PLYWOOD**

|   | Code   | Product name           | Description   |
|---|--------|------------------------|---|
|  | 6424-1 | Side profile 3.50/0.43 | Dimensions: 3488x430mm, suitable for 3.50m welded frame trailers. |
|  | 6311   | Side profile 4.10/0.34 | Dimensions: 4103x340mm, suitable for 4.11m welded frame trailers. |

| DRAWBAR   |          |  |              |              |              |
|---|----------|--|--------------|--------------|--------------|
|   | Code     | Description  | Dimensions A | Dimensions B | Dimensions C |
|    | 237-ZN   | Drawbar used for 750kg welded frame trailers, length 3.50m and width 2.06m                                 | 2242mm       | 813mm        | 1584mm       |
|    | 9669-ZN  | Drawbar, used for 750kg welded frame trailers, length 3.50-4.00m and width 1.86m                           | 2230mm       | 801mm        | 1645mm       |
|    | 7245-ZN  | Used for 1350-1700kg welded frame trailers, length 3.00-4.90m and width 1.50-2.20m                         | 1956mm       | 679mm        | 1290mm       |
|    | 7346-ZN  | Drawbar used for 1350-1700kg welded frame trailers, length 3.50-4.10m and width 1.86m                      | 2108mm       | 805mm        | 1645mm       |
|   | 233-ZN   | Drawbar used for 750kg welded frame trailers, length 2.65m and width 1.25m                                 | 2190mm       | 950mm        | 1020mm       |
|  | 17948-ZN | Drawbar used for 750kg welded frame trailers, length 3.00-4.10m and width 1.50-2.07m                       | 1980mm       | 683mm        | 1286mm       |
|  | 231-ZN   | Drawbar used for 750kg double axle welded frame trailers, length 3.00m and width 1.25m                     | 2152mm       | 728mm        | 1025mm       |
|  | 236-ZN   | Drawbar used for 750kg welded frame trailers, length 3.00-3.50m and width 1.50m                            | 2310mm       | 928mm        | 1290mm       |
|  | 7394-ZN  | Right side drawbar beam. Used for 2000kg welded frame trailer, length 3.25m and width 1.50m (2000M332L150) | 2064mm       | 80mm         | 35mm         |
|  | 7393-ZN  | Left side drawbar beam. Used for 2000kg welded frame trailer, length 3.25m and width 1.50m (2000M332L150)  | 2064mm       | 80mm         | 34mm         |

| DRAWBAR   |         |   |              |              |              |
|---|---------|---|--------------|--------------|--------------|
|   | Code    | Description   | Dimensions A | Dimensions B | Dimensions C |
|    | 8118-ZN | Right side drawbar beam. Used for 2700kg flatbed trailers, length 4.00m and width 2.05m           | 2484mm       | 80mm         | 34mm         |
|    | 8117-ZN | Left side drawbar beam. Used for 2700kg flatbed trailers, length 4.00m and width 2.05m            | 2484mm       | 80mm         | 34mm         |
|    | 7265-ZN | Right side drawbar beam. Used for 2700kg trailers, length 4.50-5.50m and width 2.05-2.35m         | 3081mm       | 80mm         | 40mm         |
|    | 7264-ZN | Left side drawbar beam. Used for 2700kg trailers, length 4.50-5.50m and width 2.05-2.35m          | 3081mm       | 80mm         | 40mm         |
|   | 7882-ZN | Right side drawbar beam. Used for 3500kg flatbed trailers, length 4.00m and width 2.05m           | 2500mm       | 90mm         | 34mm         |
|  | 7881-ZN | Left side drawbar beam. Used for 3500kg flatbed trailers, length 4.00m and width 2.05m            | 2500mm       | 90mm         | 34mm         |
|  | 7270-ZN | Right side drawbar beam. Used for 3500kg trailers, length 4.50-5.50m and width 2.05-2.35m         | 3083mm       | 90mm         | 50mm         |
|  | 7269-ZN | Left side drawbar beam. Used for 3500kg trailers, length 4.50-5.50m and width 2.05-2.35m          | 3083mm       | 90mm         | 50mm         |
|  | 8136    | Right side drawbar beam. Used for 1200-2000kg flatbed trailers, length 2.45-3.12m and width 1.50m | 1927mm       | 65mm         | 51mm         |
|  | 8135    | Left side drawbar beam. Used for 1200-2000kg flatbed trailers, length 2.45-3.12m and width 1.50m  | 1927mm       | 65mm         | 51mm         |

| DRAWBAR   |       |  |              |              |              |
|---|-------|--|--------------|--------------|--------------|
|   | Code  | Description  | Dimensions A | Dimensions B | Dimensions C |
|    | 6932  | Right side drawbar beam. Used for 1200-1700kg trailers, length 2.50-4.02m and width 1.50-1.82m | 2311mm       | 59mm         | 50mm         |
|    | 7169  | Right side drawbar beam. Used for 1350-1500kg PLH trailers, length 3.00-3.50m and width 1.50m  | 2567mm       | 65mm         | 50mm         |
|    | 7233  | Right side drawbar beam, compatible with 2000F402L199 trailer.                                 | 2747mm       | 59mm         | 50mm         |
|    | 7168  | Left side drawbar beam. Used for 1350-1500kg PLH trailers, length 3.00-3.50m and width 1.50m   | 2567mm       | 65mm         | 50mm         |
|   | 7232  | Left side drawbar beam, compatible with 2000F402L199 trailer.                                  | 2747mm       | 59mm         | 50mm         |
|  | 4255  | Right side drawbar beam. Used for 750kg Van trailers, length 3.00-3.50m and width 1.50m        | 2320mm       | 92mm         | 34mm         |
|  | 15200 | Right side drawbar beam. Used for 750kg PLH trailers, length 2.65-3.25m and width 1.25m        | 2232mm       | 92mm         | 34mm         |
|  | 15193 | Right side drawbar beam. Used for 750kg PLH trailers, length 3.00-3.50m and width 1.50m        | 2812mm       | 92mm         | 34mm         |
|  | 4254  | Left side drawbar beam. Used for 750kg Van trailers, length 3.00-3.50m and width 1.50m         | 2320mm       | 92mm         | 34mm         |
|  | 15199 | Left side drawbar beam. Used for 750kg PLH trailers, length 2.65-3.25m and width 1.25m         | 2232mm       | 92mm         | 34mm         |

| DRAWBAR   |       |  |              |              |              |
|---|-------|--|--------------|--------------|--------------|
|   | Code  | Description  | Dimensions A | Dimensions B | Dimensions C |
|    | 15192 | Left side drawbar beam. Used for 750kg PLH trailers, length 3.00-3.50m and width 1.50m | 2812mm       | 92mm         | 34mm         |
|    | 1326  | Crossbeam for 750kg PLH trailer drawbar, length 3.00-3.50m and width 1.50m             | 744mm        | 45mm         | 28mm         |
|    | 4261  | Crossbeam for drawbar, compatible with products: 4254 and 4255                         | 816mm        | 50mm         | 28mm         |
|    | 7040  | Crossbeam for drawbar, compatible with trailers: 1500F301L147 and 1500F351L147         | 821mm        | 80mm         | 28mm         |
|   | 7167  | Crossbeam for 1350-1500kg PLH trailer drawbar, length 3.00-3.50m and width 1.50m       | 743mm        | 80mm         | 28mm         |
|  | 8752  | Crossbeam for Van trailer drawbar, compatible with 1500F401L183                        | 1073mm       | 185mm        | 23mm         |
|  | 9151  | Crossbeam for Van trailer drawbar, compatible with 2000F402L199                        | 1008mm       | 185mm        | 23mm         |