



# Spare parts Catalogue

Find everything your trailer might need. More than 400 high-quality spare parts at reasonable prices.

Respo Haagised AS  
www.respo.ee


t. +372 730 1840  
e. [info@respo.ee](mailto:info@respo.ee)



## JOCKEY WHEEL AND SUPPORTS

	Code	Product name	Description
	518	Jockey wheel with full rubber	Load bearing capacity 150kg, o=48mm, wheel 200x50mm
	2796	Auto retract jockey wheel	Load bearing capacity 400kg, o=60mm, wheel 200x60mm
	9234	Caravan Corner Steady Leg	Left side, load bearing capacity 500kg
	9233	Caravan Corner Steady Leg	Right side, load bearing capacity 500kg
	8110	Crank Handle	Hexagon pattern, length 660mm
	8109	Drop stand mounting plate	Compatible product: 8108.
	904	Inflatable jockey wheel	Load bearing capacity 150kg, inflatable, o=48mm fits clamps 10872 and 1329.
	519	Jockey wheel clamp	D=48mm, with a quick release.
	1685	Jockey wheel clamp	D=60mm
	1329	Jockey wheel clamp	o=48mm

## JOCKEY WHEEL AND SUPPORTS

	Code	Product name	Description
	1002	Jockey wheel clamp	o=60mm
	8939-KPL	Jockey wheel clamp carrier	Suitable for welded frame trailers without brakes 80x60mm drawbar.
	3117	Jockey wheel clamp handle	Suitable for o=60 clamp
	3116	Jockey wheel clamp handle	Suitable for o=48 clamp
	10872	Jockey wheel holder	48mm diameter, 6 mounting holes, cast iron base plate
	8231	Jockey wheel with brake	Support wheel with brake function. Applying the brake keeps the trailer stationary on sloping ground and with the wind.
	22944	Jockey wheel with full rubber	Load bearing capacity 250kg, o=60mm, wheel 225x70mm.
	1001	Jockey wheel with full rubber	Load bearing capacity 400kg, o=60mm, wheel 225x70mm.
	908	Prop stand	D=48mm, length 700mm
	906	Prop stand	D=48mm, length 600mm

## JOCKEY WHEEL AND SUPPORTS

	Code	Product name	Description
	3498-ZN	Prop stand pin	Dimensions 20x90mm, suitable for product nr: 4800
	4800	Prop stand set	Kit includes one stand, mounting pracelet and accessories, stand dimensions 660x50x50mm.
	2876	Prop stand telescopic	D=48mm, length 600mm, foot 120mm, adjustment up to 200mm.
	3385	Spare wheel for jockey wheel	Size 200x60mm, D=20mm
	3384	Spare wheel for jockey wheel	Size 200x50mm, D=20mm
	3120	Spare wheel for jockey wheel	Size 225x70mm, D=20mm
	12552-ZN	Support wheel carrier	Suitable for overrun brakes KF10, KF13, KF17 and KF20.
	12332-ZN	Support wheel carrier	Suitable for overrun brakes KF27 and KF35
	8108	Swivel prop stand	Load bearing capacity 1300kg, without crank handle, 535mm.

## LIGHTS

	Code	Product name	Description
	20737	Additional brake light	Brake light, adapter and connection cable are included.
	20482	Additional brake light LED	Self-adhesive, 3.8m cable 12V included.
	92	Bulb oblong 12V 5W	10x36/11x38 mm, Front, side and license plate light bulb.
	905	Bulb with one thread 12V 10W	BA 15s
	591	bulb with one thread 12V 21W	BAY15d R382, Indicator light, fog light and reverse light bulb.
	4053	Bulb with one thread 12V 21W	R581 yellow, indicator light bulb.
	588	Bulb with one thread 12V 5W	BA 15s, license plate light bulb.
	587	Bulb with two threads	Marker light and brake light bulb.
	10557	Ceiling light	LED lamp 2 x 36W
	10556	Ceiling light	LED lamp 2 x 18W

**LIGHTS**

	Code	Product name	Description
	13346	Flood light	Motion Activated Outdoor LED Flood Light, 4000K.
	20961	Front LED marker lamp	12V
	10246	Front LED marker lamp	32x130mm, 12V, with PRS connection.
	8968	Front LED marker lamp	With PRS connection and rubber bracket
	10200	Front LED marker lamp glass	Replacement glass for 26254NC-1
	85	Front marker lamp glass	Replacement glass for PLR130
	4873	Front marker lamp PLR130 LEFT	With rubber bracket
	73	Front marker lamp PLR130 RIGHT	With rubber bracket
	74	Front marker light PLR130	12V, surface mounting
	12668	LED End Outline Marker Lamp	12V-24V, PRS connector with 300mm cable, robust EPDM rubber support prevents collision and physical damage.

**LIGHTS**

	Code	Product name	Description
	8079	LED End Outline Marker Lamp 6555	12V/24V, with cable
	8093	LED Work Lamp	9W, 12-36V
	8092	LED Work Lamp	20W, 12-36V
	8094	Licence plate holder with LED lamps	12V, with PRS connection, dimensions 520x113mm
	65	Licence plate lamp K97	(Manufacturer: Jokon)
	8085	Licence plate lamp LED	12V/24V, 900mm cable with PRS connection, side mounted
	11114	Licence plate lamp LED	PRS connection, 12/24V
	59	Rear lamp 595 LEFT	5pin, with license plate light.
	582	Rear lamp 595 replacement glass	Fits for 595 RIGHT, product code: 60
	7186	Rear lamp 595 replacement glass	Fits for 595 RIGHT, product code: 5066

## LIGHTS

	Code	Product name	Description
	581	Rear lamp 595 replacement glass	Fits for 595 LEFT, product code: 59
	60	Rear lamp 595 RIGHT	5pin, without reversing light, with license plate light.
	5066	Rear lamp 595 RIGHT	5pin, with reversing light and license plate light.
	5092	Rear lamp 610 LEFT	6pin, with reversing light, with license plate light on the side.
	5090	Rear lamp 610 LEFT	6pin, with reversing light, without license plate light and side light.
	5626	Rear lamp 612/616 replacement glass	Left/right fitment, oval shape (Manufacturer: Jokon)
	5146	Rear lamp 614 LEFT	6pin, with reversing light and side light, without license plate light.
	5095	Rear lamp 614 RIGHT	6pin, with reversing light and sidelight, without plate light.
	573	Rear lamp 830 LEFT	5pin
	578	Rear lamp 830 replacement glass	Fits for 830 RIGHT











## LIGHTS

	Code	Product name	Description
	577	Rear lamp 830 replacement glass	Fits for 830 LEFT, product code: 573
	5067	Rear lamp 830 RIGHT	5pin, with reversing light.
	82	Rear lamp Aspöck replacement glass	Compatible with products: 5104, 57 and 5105.
	8090	Rear lamp LED 6017P-LEFT	5pin (tail, stop, left indicator, fog, reflector triangle) 12/24V
	8089	Rear lamp LED 6017P-RIGHT	5pin (tail, stop, right indicator, reverse, reflector triangle) 12/24V
	9348	Rear lamp LED 6060P5-LEFT	5pin (tail, stop, left indicator, fog, reflector triangle) 12V
	9349	Rear lamp LED 6060P5-RIGHT	5pin (tail, stop, right indicator, reverse, reflector triangle) 12V
	9350	Rear lamp LED 6060P6-LEFT	6pin (tail, stop, left indicator, reverse, fog, reflector triangle) 12V
	16718	Rear lamp LED 6060P6-LEFT	6pin, with smart resistor (tail, stop, left indicator, reverse, fog, reflector triangle) 12V
	9351	Rear lamp LED 6060P6-RIGHT	6pin (tail, stop, right indicator, reverse, fog, reflector triangle) 12V

## LIGHTS

	Code	Product name	Description
	16717	Rear lamp LED 6060P6-RIGHT	6pin, with smart resistor (tail, stop, right indicator, reverse, fog, reflector triangle) 12V
	21460	Rear lamp LED FT-370-LEFT	6pin (tail, stop, left indicator, reverse, fog, reflector triangle) 12-24V. Only suitable for Respo Inline trailers manufactured from 2023.
	21111	Rear lamp LED FT-370-LEFT	6pin (tail, stop, left indicator, reverse, fog, reflector triangle, license plate light) 12-24V. Only suitable for Respo Inline trailers manufactured from 2023.
	21112	Rear lamp LED FT-370-RIGHT	6pin (tail, stop, right indicator, reverse, fog, reflector triangle) 12-24V. Only suitable for Respo Inline trailers manufactured from 2023.
	21705	Rear lamp LED LEFT	5pin (tail, stop, left indicator, fog, reflector triangle) 12V. Only for 750V441L199 jet trailer with same light pre-installed.
	21706	Rear lamp LED RIGHT	5pin (tail, stop, right indicator, reverse, reflector triangle) 12V. Only for 750V441L199 jet trailer with same light pre-installed.
	2956	Rear lamp LEFT	5pin
	22231	Rear lamp LEFT	5pin (tail, stop, left indicator, fog, reflector triangle, license plate light) 12V
	20483	Rear lamp left	5pin (tail, stop, left indicator, fog, reflector triangle) 12V
	57	Rear lamp LEFT	5pin, without reversing light.



## LIGHTS

	Code	Product name	Description
	5105	Rear lamp LEFT	5pin, with license plate light, without reversing light.
	22811	Rear lamp replacement glass	RIGHT, for product code: 22232
	22810	Rear lamp replacement glass	LEFT, for product code: 22231
	20947	Rear lamp replacement glass	RIGHT, for product code: 20484 and 20485
	20946	Rear lamp replacement glass	LEFT, for product code: 20483
	5526	Rear lamp RIGHT	5pin, with reversing light.
	22232	Rear lamp RIGHT	5pin (tail, stop, turn signal, reverse, reflector triangle, license plate light on side)
	20485	Rear lamp right	5pin (tail, stop, right indicator, reverse, reflector triangle) 12V
	20484	Rear lamp right	5pin (tail, stop, right indicator, reflector triangle) 12V
	5104	Rear lamp RIGHT	5pin, with reversing light.

**LIGHTS**

	Code	Product name	Description
	3067	Reflector red	Self-adhesive
	91	Reflector white	Self-adhesive
	3323	Reflector white	With bracket
	90	Reflector yellow	Self-adhesive
	76	Side marker lamp SMLR130-WP	With rubber bracket.
	86	Side marker lamp glass	Replacement glass for SMLR130
	11112	Side marker lamp LED	12V-24V, with PRS connection, orange
	11708	Sidelight carrier	Suitable for products: 11112 and 10246. Dimensions 130x33.5mm.

**BOAT TRAILER PARTS**

	Code	Product name	Description
	5159	Gas spring	Gas spring 250 N 344mm, gas spring for Easyfold light carrier, does not include M8 nuts.
	10250	Holder	Suitable for attaching a carpeted jetski holder (code 12471).
	22344	Jetski holder	2100mm
	9246	Keel roll plastic	L=185, hole 22mm
	861	Keel roll plastic	L=286, hole 22mm
	10983	Keel roll polyurethane	L=287mm, hole 27-29mm
	8186	Keel roll polyurethane	L=293mm, hole 27mm
	10635	Keel roller	L=185mm, hole 22mm, plastic inside and polyurethane outside
	399-ZN	Keel roller axle	D=20mm, L=235mm.
	10688-ZN	Kell roller holder	Leg height 120mm, L=198mm. For pipe 60x60mm.

**BOAT TRAILER PARTS**

	Code	Product name	Description
	10687-ZN	Kell roller holder	Leg height 210mm, L=198mm. For pipe 60x60mm.
	10647	Nose support polyurethane	B=75mm, hole 13mm
	3332	Rubber wheel v1	Dimensions: 100x35mm, D12.
	3333	Rubber wheel v2	Dimensions:125x37.5mm, D12.
	842	Side roller	145x80mm, hole 22mm, rubber
	854	Side roller	260x80mm, plastic inner, rubber exterior
	4203	Side roller	195x75mm, hole 20mm, rubber
	10990	Walkway	Dimensions: 180x2180mm

**COUPLING, OVERRUN BRAKES AND ACCESSORIES**

	Code	Product name	Description
	3085	Bellows for overrun coupling KF13/17/20/27	(Manufacturer: Knott)
	4320	Bellows for overrun coupling KGF 35	(Manufacturer: Knott)
	784	Coupling AKFQ14B	For trailers up to 1400kg, fits on a 60mm wide square profile.
	783	Coupling AKFV7.5V	For trailers up to 750kg, fits a V-shaped drawbar.
	9022	Coupling ball	D=50mm
	2100	Coupling ball	D=50mm
	1007	Coupling ball	D=50mm
	1006	Coupling ball	D=50mm
	797	Coupling for overrun brake KF13, KK14-B	For trailers up to 1400kg, o=45mm.
	798	Coupling for overrun brake KF17/20	For trailers up to 2000kg o=45mm.

**COUPLING, OVERRUN BRAKES AND ACCESSORIES**

	Code	Product name	Description
	800	Coupling for overrun brake KF27	For trailers up to 2700kg, o=50mm.
	801	Coupling K35 for overrun brake KFG35D	For trailers up to 3500kg, s= 150kg, o=60mm.
	781	Coupling K7.5K	For trailers up to 750kg, fits on a 50mm square profile.
	782	Coupling K7.5I	For trailers up to 750kg, fits on a 60mm wide square profile.
	2882	Coupling WW8-Y	For trailers up to 800kg, fits a V-shaped drawbar.
	788	Coupling ZSK750H	For trailers up to 750kg, fits on a 50mm wide square profile.
	4834	Gas damper for KF13	(Manufacturer: Knott)
	2741	Guide bearing for coupling KF13.17.20	45.00
	4323	Guide bearing for overrun coupling KF27	50.00
	4318	Handbrake lever	For products (KF 10C, KF 13C, KF 17C, KRV 13EGF, KRV 17GF)

**COUPLING, OVERRUN BRAKES AND ACCESSORIES**

	Code	Product name	Description
	4835	Overrun absorber for KF17 and KF20	(Manufacturer: Knott)
	4316	Overrun absorber for KF27	(Manufacturer: Knott)
	4317	Overrun absorber for KFG 35	(Manufacturer: Knott)
	1381	Overrun device KF 10C	1000kg, fits a V-shaped drawbar.
	766	Overrun device KF 13C	1350kg, fits a V-shaped drawbar.
	767	Overrun device KF 17C	1700kg, fits a V-shaped drawbar.
	768	Overrun device KF 20A	2000kg, fits a V-shaped drawbar.
	769	Overrun device KF 27A	2700kg, fits a V-shaped drawbar.
	771	Overrun device KFG 35D	3500kg, s=150kg, fits a V-shaped drawbar.
	2891	Overrun device KRV 13E	1400kg, fits on a 60mm wide square profile.

**COUPLING, OVERRUN BRAKES AND ACCESSORIES**

	Code	Product name	Description
	11326	Overrun device KVR 17C-GF	1700kg, fits on a 70mm wide square profile.
	515	Plug holder	With metal housing
	2318	Plug holder	With plastic housing
	815	Safety wire	For trailers without brakes
	2896	Safety wire	For trailers with brakes. Red PVC coated, with carabiner clip.
	3084	Shock absorber for handbrake lever	(Manufacturer: Knott)

**WHEELS, UNDERCARRIAGE**

	Code	Product name	Description
	11438	ATV trailer wheel	DEESTONE D928, 22x11-8, TR4127.00Ax8, 4PR
	11227	ATV trailer wheel	DEESTONE D929, 22x11.00, 280/65-8
	2575	Brake Stub 450kg LEFT	PCD 4x100mm.
	115	Brake Stub 450kg RIGHT	PCD 4x100mm.
	2577	Brake Stub 750kg LEFT	PCD 5x112mm.
	2576	Brake Stub 750kg LEFT	PCD 4x100mm.
	117	Brake Stub 750kg RIGHT	PCD 5x112mm.
	116	Brake Stub 750kg RIGHT	PCD 4x100mm.
	8096	Breakthrough buffer	For leaf spring D=40mm H=40mm, bolt M8 x 15mm
	3386	Cap for hub	64mm, steel

**WHEELS, UNDERCARRIAGE**

	Code	Product name	Description
	3054	Cap for hub	52mm, steel
	3053	Cap for hub	47mm, steel
	3995	Chock	Black plastic, fits Chock holder 3996
	3996	Chock holder	Black plastic, fits Chock 3995
	3322	Compact bearing	64x34x37mm
	3095	Compact bearing NTN	72x39x37mm, 900kg
	222	Cone bearing 30204	Cone
	223	Cone bearing 30206	When replacing the bearing, it is also recommended to replace the seal.
	4400	Flange nut	For brakeless and braked hubs
	10473	Hub 375kg	PCD 4x100mm, for leaf spring axle.

**WHEELS, UNDERCARRIAGE**

	Code	Product name	Description
	755	Leaf spring 2-leaf parabolic	Load capacity 750kg
	750	Leaf spring 3-leaf	Load capacity 400kg
	107	Leaf spring 4-leaf	Load capacity 500kg
	14502	Lock ring	72x2,5mm
	4401	Lock ring	64x2mm
	17494	Parabolic single leaf spring	Load capacity 500kg
	6803	Rim 13"	4x100, ET30, 4.0x13
	1076	Rim 14"	5x112, ET30, 5.5x14
	20460	Seal for hub	40x55x7mm, without brake for hub SPP (17391, 16887, 12113), suitable for bearing Art. No. 3322
	849	Seal for hub	52x72x10, (for Art. No. 3095)

**WHEELS, UNDERCARRIAGE**

	Code	Product name	Description
	2875	Seal for hub	42x56x7mm, (for Art. No. 3322)
	224	Seal for hub	38x62x7mm, (for Art. No. 222, 223)
	2875-1	Seal for hub blue	45,6x56x7mm. KNOTT compact seal for 160-200 mm brake drum.
	112	Shock absorber for leaf spring axle	Travel 250-390mm, hole 12mm
	17391	Stub shaft	PCD 4x100mm.
	119	Stub shaft 375kg	PCD 4x100mm, 150mm.
	125	Stub shaft 675kg	PCD 4x100mm.
	11059-1	Stub shaft 675kg	PCD 4x100mm, for leaf spring axle
	2893	Stub shaft 900kg	PCD 5x112mm.
	3377	Tire 155R13	M+S, 500kg, 84N

**WHEELS, UNDERCARRIAGE**

	Code	Product name	Description
	2832	Tire 155R13	M+S, 600kg, 90/88N
	3362	Tire 185/70R13C	M+S, 950kg 106-104N
	2969	Tire 185R14C	M+S, 900kg, 104/102N
	13725	U-bolt M12	For 50x30 pipe, HDG
	14803	Wheel 155R13	13" alloy wheel with M+S tire, 4x100mm, ET 30
	520	Wheel 155R13	13" wheel with M+S tire, 4x100mm, 500kg, 84N, Ø580mm
	18196	Wheel 155R13C	13" wheel with 3PMSF lamellar tire, 5x112, 91/89N.
	18861	Wheel 155R13C	13" wheel with 3PMSF lamellar tire, 4x100mm, 91/89N.
	18164	Wheel 155R13C	13" alloy wheel with 3PMSF lamellar tire, 4x100, 91N.
	18131	Wheel 155R13C	13" alloy wheel with 3PMSF studded tire, 4x100mm, 91N

**WHEELS, UNDERCARRIAGE**

	Code	Product name	Description
	14434	Wheel 155R13C	13" wheel with 3PMSF studded tire, 4x100mm, 91N
	761	Wheel 155R13C	13" wheel with M+S tire, 5x112, 600kg, 90N
	1054	Wheel 155R13C	13" wheel with M+S tire, 4x100mm, 600kg, 90n
	1059	Wheel 185/70R13C	13" wheel with M+S tire, 5x112, 950kg.
	19897	Wheel 185R13C	13" wheel with 3PMSF lamellar tire, 5x112, 950kg.
	18160	Wheel 185R14C	14" alloy wheel with 3PMSF lamellar tire, 5x112mm, 900kg
	10879	Wheel 185R14C	14" alloy wheel with 3PMSF studded tire, 5x112mm, 900kg.
	1058	Wheel 185R14C	14" wheel with 3PMSF lamellar tire, 5x112mm, 104N
	8878	Wheel 185R14C	14" wheel with 3PMSF studded tire, 5x112mm, 102N
	11628	Wheel 185R14C	14" alloy wheel with M+S tire, 5x112mm, 900kg

**WHEELS, UNDERCARRIAGE**

	Code	Product name	Description
	1061	Wheel 185R14C	14" wheel with M+S tire, 5x112mm, 900kg, 102/104N
	1060	Wheel 185R14C	14" wheel with M+S tire, 4x100mm, 900kg, 102/104N
	12806	Wheel 195/50R13	13" alloy wheel with M+S tire, 5x112mm, 104N, ET30, 900kg.
	4757	Wheel 195/50R13C	13" wheel with M+S tire, 5x112mm, 900kg, 104/101N
	18159	Wheel 195/50R13C	13" wheel with 3PMSF lamellar tire, 5x112, 104N.
	11801	Wheel 195/50R13C	13" wheel with 3PMSF studded tire, 5x112mm, 104N
	10264	Wheel bolt	Flat cone, M12x1,5x30
	230	Wheel bolt	M12x1.5, round cone
	1016	Wheel bolt	M12x1.5x24, flat cone

**ELECTRICITY**

	Code	Product name	Description
	20948	13 pin spiral cable	Trailer 13-pin extension spiral cable 1.5m
	96	Adapter 13pin to 7pin	Converts trailer 13pin plug to 7pin plug
	95	Adapter 7pin to 13pin	Converts trailer 7pin plug to 13pin plug
	19917	Adapter cable	230 > 1F, 0.5m IP44
	5021	Cable	2 core, length 3.5m, PRS connection at one end. Protection cap for PRS connector cable (code 6215)
	20949	Cable kit	13pin plug, 8 wires. Cable length 3.6m.
	7705-A	Cable kit	Length 5.9m+4.0m, thin flat cable, 13pin plug, light socket 5pin.
	7711	Cable kit	Length 7.5m+2.2m, 13pin plug, light socket 5pin.
	7710	Cable kit	Length 7.0m+2.2m, 7pin plug, light socket 5pin.
	7709	Cable kit	Length 7.0m+4.9m, 13pin plug, light socket 5pin.

**ELECTRICITY**

	Code	Product name	Description
	7708	Cable kit	Length 6.5m+2.0m, 7pin plug, light socket 5pin.
	7706	Cable kit	Length 5.9m+4.0m, 7pin plug, light socket 5pin.
	7705	Cable kit	Length 5.9m+4.0m, 13pin plug, light socket 5pin.
	7703	Cable kit	Length 4.9m +0m, 7pin plug, light socket 5pin.
	7702	Cable kit	Length 4.9m+3.2m, 7pin plug, light socket 5pin.
	7701	Cable kit	Length 4.9m+3.2m, 13pin plug, light socket 5pin.
	5017	Cable kit	Length 13.0m+4.0m, 13pin plug, light socket 6pin.
	43	Cable kit	Length 3.5m+0m, 7pin plug, light socket 5pin.
	10772	Cable kit	Length 8.3m+6.7m, 13pin plug, light socket 6pin.
	10770	Cable kit	Length 7.5m+6.1m, 13pin plug, light socket 6pin.

**ELECTRICITY**

	Code	Product name	Description
	10769	Cable kit	Length 10.0m+7.1m, 13pin plug, light socket 6pin.
	20950	Cable kit LEFT	Light socket 6pin, 6 wires. Cable length 6.5m
	20951	Cable kit RIGHT	Light socket 6pin, 6 wires. Cable length 6.5m
	20491	Connector	For connecting DC cables.
	20945	Plastic box	External dimension 170x100x55mm
	602	Plug 13pin	With plastic housing
	21455	Plug 7pin	With plastic housing
	13603	Plug 7pin	With plastic housing
	93	Plug 7pin	With aluminium housing
	8151	Plug cone seal	Installed to make cable entry to be watertight.





**ELECTRICITY**

	Code	Product name	Description
	6215	Protection cap for PRS connector	Fits for 2 core cable PRS connection (code 5021).
	10446	Resistor for LED lights	12V, 13pin
	607	Socket 13pin	With plastic housing
	94	Socket 7pin	With plastic housing
	606	Socket 7pin	With aluminium housing
	2936	Tail light plug	5pin, color black
	5109	Tail light plug left	6pin, color yellow
	5110	Tail light plug right	6pin, green color

## WINCHES AND ACCESSORIES

	Code	Product name	Description
	253	Box trailer winch kit	Includes winch stand and winch 800 kg. Not suitable for trailers with brakes.
	12143	Electric winch Warrior Ninja 4500lbs	Line pull 2045kg for boats up to 2700kg and on max 15° slope (for keel roller- and multiroller boat trailers). Synthetic rope.
	13528	Fastening strap	Used for boats that have wide towing eye, length 0,5m.
	16899	Synthetic winch rope	5mm x 10,7m, 2,9T
	822	Winch 800L7, belt 7.5m	For boats (with engine and gear) up to 950kg
	6968	Winch Dutton-Lainson 2500, with belt	For boats (with engine and gear) up to 1500kg
	2424	Winch Goliath 20AFDS, automatic brake, with belt	For boats (with engine and gear) up to 2500kg
	2420	Winch Goliath 9N1, with belt	For boats (with engine and gear) up to 1100kg
	7116	Winch handle	Fits Dutton-Lainson 2500 model
	7624	Winch handle	Fits TS900 model

## WINCHES AND ACCESSORIES

	Code	Product name	Description
	7189	Winch handle	Fits Goliath 9N1 model
	4714-1	Winch kit	For boat trailers, contains winch 800kg.
	4714	Winch kit	For boat trailers, contains winch 800kg
	2458-1	Winch kit	For boat and jet trailers, contains winch 800kg










## HINGES AND LATCHES

	Code	Product name	Description
	954	Lid spring support tube	Distance of mounting holes is 450mm
	12373	Board latch	66x155mm
	535	Board latch	85x180mm
	534	Board latch	With raised edges, 85x180mm
	1141	Board latch	With automatic fixing lock 90x218mm
	1099	Board latch	66x155mm
	8005	Board latch left	For flatbed trailer
	8006	Board latch right	For flatbed trailer
	877	Board latch ZB-09	Length 271mm, max load 1100kg
	23797	Cover cap for rotary lock	Suitable for code 6372.

## HINGES AND LATCHES

	Code	Product name	Description
	8415	Cover rubber rope	Diameter: 8mm, color black, 1pc - 1m
	10795	Cover support bar	Adjustable cover support bar for flat cover, adjustable range 1,25-1,86m
	3421	D-link for covers	D-link for covers, installed on the sideboard to secure a PVC cover.
	6073	D-ring	Without Mounting Bracket
	6078	D-ring mounting plate	Fits for art. nr: 6073
	16377	D-ring mounting plate	Fits for art. nr: 6073
	926	D-Ring Tie Down	With Mounting Bracket
	3255	Fixing Strap	Length 380mm
	922	Gas spring	700N 600mm
	921	Gas Spring	600N 800mm

**HINGES AND LATCHES**

	Code	Product name	Description
	918	Gas spring	1100N, 800mm
	5240	Gas spring	500N 800mm
	955	Hardtop lid spring	Distance of mounting holes is 280mm
	879	Hinge	Hole 16mm, lenght 270mm
	7827	Hinge	Latch for Aluminum sides, kit includes three parts.
	12588	Hinge	Hole 12mm, lenght 370mm
	12587	Hinge	Hole 12mm, lenght 320mm
	12586	Hinge	Hole 12mm, length 220mm
	532	Hinge bar	With a spring, D=16mm
	12571	Hinge bar	With a spring, D=12mm




## HINGES AND LATCHES

	Code	Product name	Description
	900	Hinge carrier	Hole 16mm
	12573	Hinge carrier	Hole 12mm
	876	Hook for board latch	21x145mm
	6265	Hook for board latch	35x60x118mm
	540	Hook for board latch	35x145mm
	8406	Lid spring support tube	Distance of mounting holes is 500mm
	915	Lifting screw	Allows trailer to tilt smoothly.
	2980	Linchpin	d = 4,5
	6372	Lock	With rotatable handle
	20214	Locking pin	D=6mm

## HINGES AND LATCHES

	Code	Product name	Description
	927-ZN	Mounting hook	Hole 8mm and the distance between the centers of the holes is 40mm.
	864	Over centre fastener	Adjustable 160-180mm
	863	Over centre fastener	Adjustable 125-155mm
	862	Over centre fastener	Adjustable 66x75mm
	868	Overcentre fastener	Adjustable 204-242mm
	7619	Overcentre fastener	SPP ZB-15, Length: 264mm, maximum load 1190kg
	1149	Plastic cover catch plate	20x74mm
	3510	Plastic cover latch	Lenght 70mm
	1162	R-clip	L=75
	1161	R-clip	L=105

**HINGES AND LATCHES**

	Code	Product name	Description
	3257	Shock Cord Button	For use with stretch loops and shock cords.
	951	Spring hook	Galvanized spring hook for trailer. Lockable in open position.
	6557	Surface mount plate	Medium size











**FENDERS, MUDFLAPS**

	Code	Product name	Description
	6633	Fender	185x730mm (Manufacturer: Respo)
	5762	Fender	220x1500mm (Manufacturer: Respo)
	5761	Fender	220x750mm (Manufacturer: Respo)
	5658	Fender	205x1400mm (Manufacturer: Respo)
	5657	Fender	205x730mm (Manufacturer: Respo)
	8132	Fender	200x385mm, plastic.
	8002	Fender	220x395mm, plastic.
	11392	Fender	220x790mm, plastic.
	7842	Fender	180x680mm, plastic.
	7325	Fender	200x770mm, plastic.



**FENDERS, MUDFLAPS**

	Code	Product name	Description
	13938	Fender step/bracket	Mounting plate 280x200mm, installation: right side front and on the left side rear.
	13937	Fender step/bracket	Mounting plate 280x200mm, installation: right side rear and on the left side front.
	14300	Fender step/bracket	Mounting plate 242x215mm, installation: right side rear and on the left side front.
	14299	Fender step/bracket	Mounting plate 242x215mm, installation: right side front and on the left side rear.
	12877	Fender support	Lenght 320mm
	12876	Fender support	Lenght 380mm
	8874	Mudflap	W=170mm, H=235mm
	5750	Mudflap "Respo"	W=200mm, H=225mm

**BRAKES**

	Code	Product name	Description
	8509	Brake bowl	brake bowl for single-axle trailers with brakes
	8519	Brake bowl balancer	Brake bowl balancer, suitable for two-axle trailers with brakes, mounting nuts included.
	4928	Brake Cable Eyelet	For brake hub
	3055	Brake cable half shell	Suitable for Knott hubs.
	19859	Brake drum with bearing	160mm, PCD 4x100mm
	6355	Brake drum with bearing	200mm, PCD 4x100mm
	3033	Brake drum with bearing	250mm, PCD 5x112mm
	3010	Brake drum with bearing	200mm, PCD 5x115mm
	9043	Brake shoe kit	250x40mm, incl. springs.
	9041	Brake shoe kit	200x50mm, Kit includes adjustment mechanism, springs and central nuts.

**BRAKES**

	Code	Product name	Description
	9040	Brake shoe kit	200x50mm, incl. springs.
	9030	Brake shoe kit	160x35mm, incl. springs.

**WIRE FOR BRAKE DRUMS**

	Code	Description	Dimensions A	Dimensions B
	8497	A:1420mm, B:1230mm, quick release (Manufacturer: Knott)	1420mm	1230mm
	8496	A:1320mm, B:1130mm, quick release (Manufacturer: Knott)	1320mm	1130mm
	8495	A:1220mm, B:1030mm, quick release (Manufacturer: Knott)	1220mm	1030mm
	8493	A:920mm, B:730mm, quick release (Manufacturer: Knott)	920mm	730mm
	4346	A:940mm, B:730mm, threaded end (Manufacturer: Knott)	940mm	730mm
	4052	H:830mm, S:1040mm, threaded end (Manufacturer: Knott)	1040mm	830mm
	4049	A:1740mm, B:1530mm, threaded end (Manufacturer: Knott)	1740mm	1530mm
	219	H:1630mm, S:1840mm, threaded end (Manufacturer: Knott)	1840mm	1630mm
	218	A:1640mm, B:1430mm, threaded end (Manufacturer: Knott)	1640mm	1430mm
	217	A:1440mm, B:1230mm, threaded end (Manufacturer: Knott)	1440mm	1230mm

**WIRE FOR BRAKE DRUMS**

	Code	Description	Dimensions A	Dimensions B
	216	A:1240mm, B:1030mm, threaded end (Manufacturer: Knott)	1240mm	1030mm
	9313	A:820mm, B:730mm, quick release (Manufacturer: Knott)	820mm	730mm
	8500	A:1820mm, B:1630mm, quick release (Manufacturer: Knott)	1820mm	1630mm
	8499	A:1720mm, B:1530mm, quick release (Manufacturer: Knott)	1720mm	1530mm
	8498	A:1620mm, B:1430mm, quick release (Manufacturer: Knott)	1620mm	1430mm
	8494	A:1040mm, B:830mm, quick release (Manufacturer: Knott)	1040mm	830mm
	13656	A:1620mm, B:1430mm, quick release, stainless steel (Manufacturer: Knott)	1620mm	1430mm
	13744	H: 2350mm, S:2540mm, quick release, stainless steel (Manufacturer: Knott)	2540mm	2350mm

**HATCHES, SIDEBOARDS AND PLYWOOD**

	Code	Product name	Description
	8010-ZN	Flatbed trailer corner post	Dimensions: 40x80x300mm, right side.
	8009-ZN	Flatbed trailer corner post	Dimensions: 40x80x300mm, left side
	15895-ZN	Flatbed trailer corner post	Dimensions: 30x60x448mm, front left, rear right
	15894-ZN	Flatbed trailer corner post	Dimensions: 30x60x448mm, front right, rear left.
	8613-ZN	Flatbed trailer side post	Dimensions: 40x80x300mm, between two side profiles.
	21697	Hatch (front or rear)	Hatch 1.80x0.42M, includes: Hatch profile, 2 hatch side profiles, 2 hooks for board latches, 3 hinges with 12mm hole, Respo brand sticker.
	7697	Hatch (front or rear)	Hatch 1.25x0.33m, includes: Hatch profile, 2 hatch side profiles, 2 hooks for board latches, 2 hinges with 12mm hole, Respo brand sticker.
	18055	Hatch (front or rear)	Hatch 1.50x0.33m, includes: Hatch profile, 2 hatch side profiles, 2 hooks for board latches, 2 hinges with 12mm hole, Respo brand sticker.
	8000	Hatch (front or rear)	Hatch 1.50x0.42m, includes: Hatch profile, 2 hatch side profiles, 2 hooks for board latches, 2 hinges with 12mm hole, Respo brand sticker.
	6135	Hatch profile (suitable for front and tailgate)	1.50x0.42m




**HATCHES, SIDEBOARDS AND PLYWOOD**

	Code	Product name	Description
	6338	Pipe cap	Dimensions: 30x30mm, plastic, black.
	4410	Pipe cap	Dimensions: 80x40mm, plastic, black.
	9320	Plywood sheet	Dimensions: 12x1500x3415mm, color: brown, suitable for 3.50x1.50m trailers.
	8632	Plywood sheet	Dimensions: 12x2150x2695mm, color: brown, suitable for 5.50x2.35m flatbed trailers.
	6971	Plywood sheet	Dimensions: 12x1500x2368mm, color: brown, suitable for 2.50x1.50m trailers.
	6801	Plywood sheet	Dimensions: 12x1500x3175mm, color: brown, suitable for 3.25x1.50m trailers.
	6418	Plywood sheet	Dimensions: 12x1250x2583mm, color: brown, suitable for 2.50x1.25m trailers.
	2973	Plywood sheet	Dimensions: 12x1220x2045mm, color: brown.
	7631	Plywood sheet	Dimensions: 12x1250x3173mm, color: brown.
	4988	Plywood sheet	Dimensions: 12x1220x1850mm, color: brown.

**HATCHES, SIDEBOARDS AND PLYWOOD**











	Code	Product name	Description
	1029	Plywood sheet	Dimensions: 12x1250x3000mm, color: brown.
	6800	Plywood sheet	Dimensions: 12x1500x2925mm, color: brown, suitable for 3.00x1.50m trailers.
	7402	Side profile 2.00/0.33	Right side, dimensions: 2013x338mm, suitable for 2.00m PLH frame trailers.
	7401	Side profile 2.00/0.33	Left side, dimensions: 2013x338mm, suitable for 2.00m PLH frame trailers.
	7573	Side profile 2.65/0.34	Dimensions: 2656x455mm, suitable for 2.65m welded frame trailers.
	6806	Side profile 3.00/0.33	Right side, dimensions: 3021x338mm, suitable for 3.00m PLH frame trailers.
	6805	Side profile 3.00/0.33	Left side, dimensions: 3021x338mm, suitable for 3.00m PLH frame trailers.
	6481-1	Side profile 3.00/0.42	Right side, dimensions: 3000x420mm, suitable for 3.00m PLH frame trailers.
	6480-1	Side profile 3.00/0.42	Left side, dimensions: 3000x420mm, suitable for 3.00m PLH frame trailers.
	6452-1	Side profile 3.00/0.43	Dimensions: 2998x430mm, suitable for 3.00m welded frame trailers.








**HATCHES, SIDEBOARDS AND PLYWOOD**

	Code	Product name	Description
	6136-1	Side profile 3.25/0.43	Dimensions: 3248x430mm, suitable for 3.25m welded frame trailers.
	6424-1	Side profile 3.50/0.43	Dimensions: 3488x430mm, suitable for 3.50m welded frame trailers.
	6311	Side profile 4.10/0.34	Dimensions: 4103x340mm, suitable for 4.11m welded frame trailers.

DRAWBAR					
	Code	Description	Dimensions A	Dimensions B	Dimensions C
	237-ZN	Drawbar used for 750kg welded frame trailers, length 3.50m and width 2.06m	2242mm	813mm	1584mm
	9669-ZN	Drawbar, used for 750kg welded frame trailers, length 3.50-4.00m and width 1.86m	2230mm	801mm	1645mm
	7245-ZN	Used for 1350-1700kg welded frame trailers, length 3.00-4.90m and width 1.50-2.20m	1956mm	679mm	1290mm
	7346-ZN	Drawbar used for 1350-1700kg welded frame trailers, length 3.50-4.10m and width 1.86m	2108mm	805mm	1645mm
	233-ZN	Drawbar used for 750kg welded frame trailers, length 2.65m and width 1.25m	2190mm	950mm	1020mm
	17948-ZN	Drawbar used for 750kg welded frame trailers, length 3.00-4.10m and width 1.50-2.07m	1980mm	683mm	1286mm
	231-ZN	Drawbar used for 750kg double axle welded frame trailers, length 3.00m and width 1.25m	2152mm	728mm	1025mm
	236-ZN	Drawbar used for 750kg welded frame trailers, length 3.00-3.50m and width 1.50m	2310mm	928mm	1290mm
	7394-ZN	Right side drawbar beam. Used for 2000kg welded frame trailer, length 3.25m and width 1.50m (2000M332L150)	2064mm	80mm	35mm
	7393-ZN	Left side drawbar beam. Used for 2000kg welded frame trailer, length 3.25m and width 1.50m (2000M332L150)	2064mm	80mm	34mm

DRAWBAR					
	Code	Description	Dimensions A	Dimensions B	Dimensions C
	8118-ZN	Right side drawbar beam. Used for 2700kg flatbed trailers, length 4.00m and width 2.05m	2484mm	80mm	34mm
	8117-ZN	Left side drawbar beam. Used for 2700kg flatbed trailers, length 4.00m and width 2.05m	2484mm	80mm	34mm
	7265-ZN	Right side drawbar beam. Used for 2700kg trailers, length 4.50-5.50m and width 2.05-2.35m	3081mm	80mm	40mm
	7264-ZN	Left side drawbar beam. Used for 2700kg trailers, length 4.50-5.50m and width 2.05-2.35m	3081mm	80mm	40mm
	7882-ZN	Right side drawbar beam. Used for 3500kg flatbed trailers, length 4.00m and width 2.05m	2500mm	90mm	34mm
	7881-ZN	Left side drawbar beam. Used for 3500kg flatbed trailers, length 4.00m and width 2.05m	2500mm	90mm	34mm
	7270-ZN	Right side drawbar beam. Used for 3500kg trailers, length 4.50-5.50m and width 2.05-2.35m	3083mm	90mm	50mm
	7269-ZN	Left side drawbar beam. Used for 3500kg trailers, length 4.50-5.50m and width 2.05-2.35m	3083mm	90mm	50mm
	8136	Right side drawbar beam. Used for 1200-2000kg flatbed trailers, length 2.45-3.12m and width 1.50m	1927mm	65mm	51mm
	8135	Left side drawbar beam. Used for 1200-2000kg flatbed trailers, length 2.45-3.12m and width 1.50m	1927mm	65mm	51mm

DRAWBAR					
	Code	Description	Dimensions A	Dimensions B	Dimensions C
	6932	Right side drawbar beam. Used for 1200-1700kg trailers, length 2.50-4.02m and width 1.50-1.82m	2311mm	59mm	50mm
	7169	Right side drawbar beam. Used for 1350-1500kg PLH trailers, length 3.00-3.50m and width 1.50m	2567mm	65mm	50mm
	7233	Right side drawbar beam, compatible with 2000F402L199 trailer.	2747mm	59mm	50mm
	7168	Left side drawbar beam. Used for 1350-1500kg PLH trailers, length 3.00-3.50m and width 1.50m	2567mm	65mm	50mm
	7232	Left side drawbar beam, compatible with 2000F402L199 trailer.	2747mm	59mm	50mm
	4255	Right side drawbar beam. Used for 750kg Van trailers, length 3.00-3.50m and width 1.50m	2320mm	92mm	34mm
	15200	Right side drawbar beam. Used for 750kg PLH trailers, length 2.65-3.25m and width 1.25m	2232mm	92mm	34mm
	15193	Right side drawbar beam. Used for 750kg PLH trailers, length 3.00-3.50m and width 1.50m	2812mm	92mm	34mm
	4254	Left side drawbar beam. Used for 750kg Van trailers, length 3.00-3.50m and width 1.50m	2320mm	92mm	34mm
	15199	Left side drawbar beam. Used for 750kg PLH trailers, length 2.65-3.25m and width 1.25m	2232mm	92mm	34mm

DRAWBAR					
	Code	Description	Dimensions A	Dimensions B	Dimensions C
	15192	Left side drawbar beam. Used for 750kg PLH trailers, length 3.00-3.50m and width 1.50m	2812mm	92mm	34mm
	1326	Crossbeam for 750kg PLH trailer drawbar, length 3.00-3.50m and width 1.50m	744mm	45mm	28mm
	4261	Crossbeam for drawbar, compatible with products: 4254 and 4255	816mm	50mm	28mm
	7040	Crossbeam for drawbar, compatible with trailers: 1500F301L147 and 1500F351L147	821mm	80mm	28mm
	7167	Crossbeam for 1350-1500kg PLH trailer drawbar, length 3.00-3.50m and width 1.50m	743mm	80mm	28mm
	8752	Crossbeam for Van trailer drawbar, compatible with 1500F401L183	1073mm	185mm	23mm
	9151	Crossbeam for Van trailer drawbar, compatible with 2000F402L199	1008mm	185mm	23mm